

Luminaire

Code AA00004_DMx0

Name LOT RIFR.PROJ.LED R+W NRO - DMX - CH1 0 - CH2 255 - CH3 0 - CH4 0 - CH5 0 - CH6 0

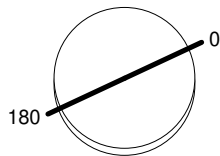
Measurement

Code FTS1700239

Name LOT RIFR.PROJ.LED R+W NRO - DMX - CH1 0 - CH2 255 - CH3 0 - CH4 0 - CH5 0 - CH6 0

Luminaire Flux	1166.78 lm	Luminaire Power	60.00 W	Efficacy	19.45 lm/W	Efficiency	100.00%
Lamps Flux	1166.78 lm	Maximum value	12608.63 cd/klm	Position	C=0.00 G=0.00	CG	Rotosymmetrical
Round Luminaire		Diam.	185 mm	Height	80 mm		
Round Luminous Area		Diam.	75 mm	Height	0 mm		
Horizontal Luminous Area		0.004418 m2		Emitting area on Plane 180°		0.000000 m2	
Emitting area on Plane 0°		0.000000 m2		Emitting area on Plane 270°		0.000000 m2	
Emitting area on Plane 90°		0.000000 m2		Glare area at 76°		0.001069 m2	
Coordinate system		CG		Symmetry Type		Rotosymmetrical	
Date		16-03-2017		Maximum Gamma Angle		180	
Measurement Distance		0.00		Measurement Flux		1166.78 lm	
Continuous Power=60W Peak Power=85W CCT=2700K Ra=90 SDCM=2 L70(6K)=50000 h							
C.I.E.	92 97 100 100 100			D DIN 5040	A60		
F UTE	1.00 A			B NBN	BZ 1		

Diam=185mm



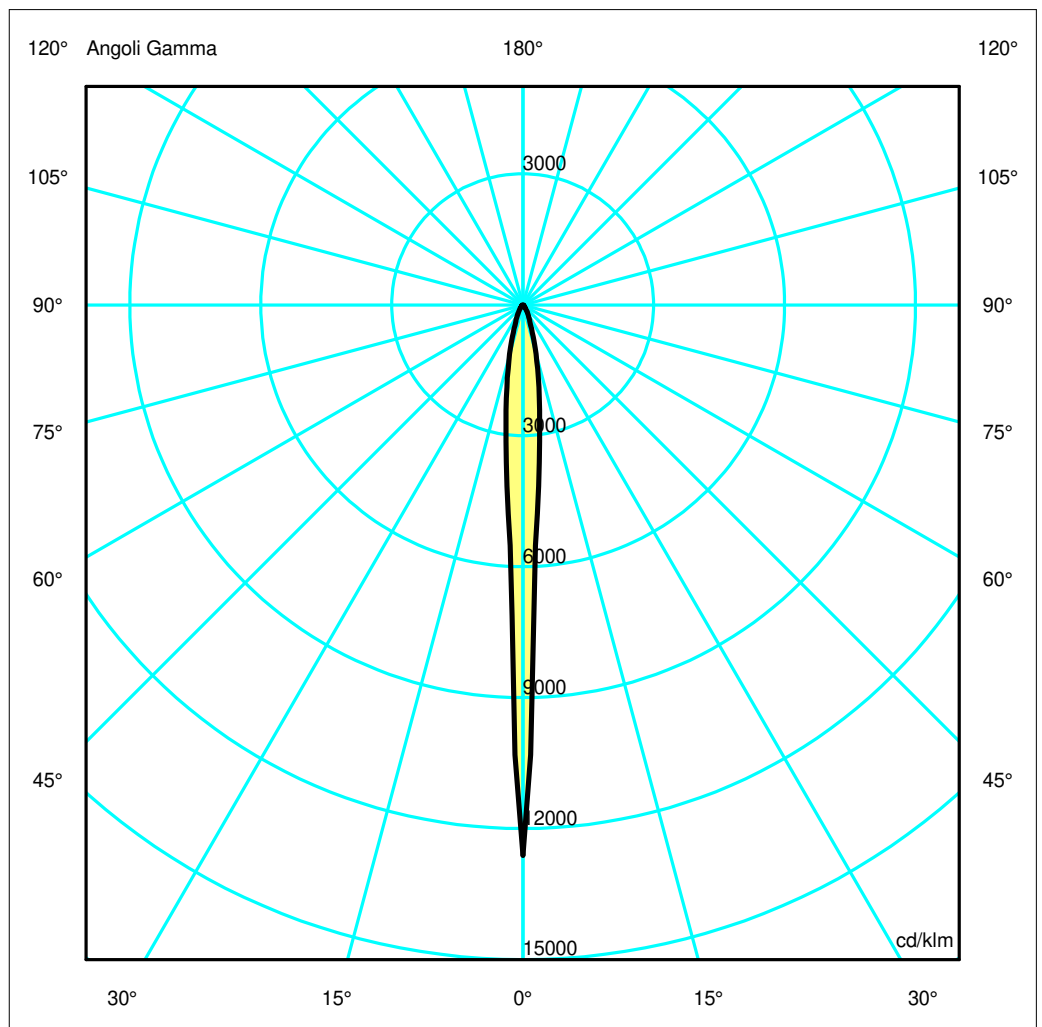
Semipiani C

180.0 — 0.0

ULOR 0.00 %

DLOR100.00 %

RN 0.00 %



Luminaire

Code AA00004_DMX0

Name LOT RIFR.PROJ.LED R+W NRO - DMX - CH1 0 - CH2 255 - CH3 0 - CH4 0 - CH5 0 - CH6 0

Measur.

Code FTS1700239

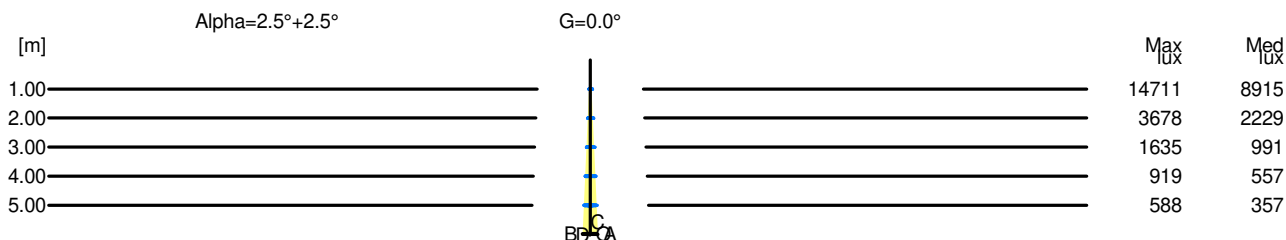
Name LOT RIFR.PROJ.LED R+W NRO - DMX - CH1 0 - CH2 255 - CH3 0 - CH4 0 - CH5 0 - CH6 0

Luminaire Flux	1166.78 lm	Luminaire Power	60.00 W	Efficacy	19.45 lm/W	Efficiency	100.00%
Lamps Flux	1166.78 lm	Maximum value	12608.63 cd/klm	Position	C=0.00 G=0.00	CG	Rotosymmetrical
Round Luminaire		Diam.	185 mm	Height	80 mm		
Round Luminous Area		Diam.	75 mm	Height	0 mm		
Horizontal Luminous Area		0.004418 m2		Emitting area on Plane 180°		0.000000 m2	
Emitting area on Plane 0°		0.000000 m2		Emitting area on Plane 270°		0.000000 m2	
Emitting area on Plane 90°		0.000000 m2		Glare area at 76°		0.001069 m2	
Coordinate system		CG		Symmetry Type		Rotosymmetrical	
Date		16-03-2017		Maximum Gamma Angle		180	
Measurement Distance		0.00		Measurement Flux		1166.78 lm	
Continuous Power=60W Peak Power=85W CCT=2700K Ra=90 SDCM=2 L70(6K)=50000 h							
C.I.E.	92 97 100 100 100			D DIN 5040	A60		
F UTE	1.00 A			B NBN	BZ 1		

Width at 50.00 % of Max Intensity

H[m]	1.00	2.00	3.00	4.00	5.00	H[m]	1.00	2.00	3.00	4.00	5.00
OA	0.04	0.09	0.13	0.18	0.22	OC	0.04	0.09	0.13	0.18	0.22
OB	0.04	0.09	0.13	0.18	0.22	OD	0.04	0.09	0.13	0.18	0.22

	Luminous Intensities [cd/klm]									
	0	5	15	25	35	45	55	65	75	85
OA	14711.50	4861.10	1362.01	417.02	142.16	51.18	24.77	26.59	8.15	1.41
OB	14711.50	4861.10	1362.01	417.02	142.16	51.18	24.77	26.59	8.15	1.41
OC	14711.50	4861.10	1362.01	417.02	142.16	51.18	24.77	26.59	8.15	1.41
OD	14711.50	4861.10	1362.01	417.02	142.16	51.18	24.77	26.59	8.15	1.41



H[m]	D[m]	Max lux	Med lux	Alpha=2.5°+2.5°	G=0.0
1.00	0.09	14711	8915		
2.00	0.18	3678	2229		
3.00	0.26	1635	991		
4.00	0.35	919	557		
5.00	0.44	588	357		