

Luminaire

Code AA00004_DM200

Name LOT RIFR.PROJ.LED R+W NRO - DMX - CH1 200 - CH2 255 - CH3 0 - CH4 0 - CH5 0 - CH6 0

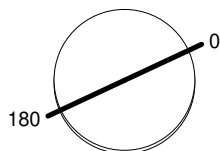
Measurem.

Code FTS1700279

Name LOT RIFR.PROJ.LED R+W NRO - DMX - CH1 200 - CH2 255 - CH3 0 - CH4 0 - CH5 0 - CH6 0

Luminaire Flux	3820.89 lm	Luminaire Power	60.00 W	Efficacy	63.68 lm/W	Efficiency	100.00%
Lamps Flux	3820.89 lm	Maximum value	1645.78 cd/klm	Position	C=0.00 G=0.00	CG	Rotosymmetrical
Round Luminaire		Diam.	185 mm	Height	8 mm		
Round Luminous Area		Diam.	105 mm	Height	0 mm		
Horizontal Luminous Area		0.008659 m2		Emitting area on Plane 180°		0.000000 m2	
Emitting area on Plane 0°		0.000000 m2		Emitting area on Plane 270°		0.000000 m2	
Emitting area on Plane 90°		0.000000 m2		Glare area at 76°		0.002095 m2	
Coordinate system		CG		Symmetry Type		Rotosymmetrical	
Date		17-03-2017		Maximum Gamma Angle		180	
Measurement Distance		0.00		Measurement Flux		3820.89 lm	
Continuous Power=60W Peak Power=85W CCT=2700K Ra=90 SDCM=2 L70(6K)=50000 h							
C.I.E.	93 99 100 100 100			D DIN 5040		A60	
F UTE	1.00 A			B NBN		BZ 1	

Diam=185mm



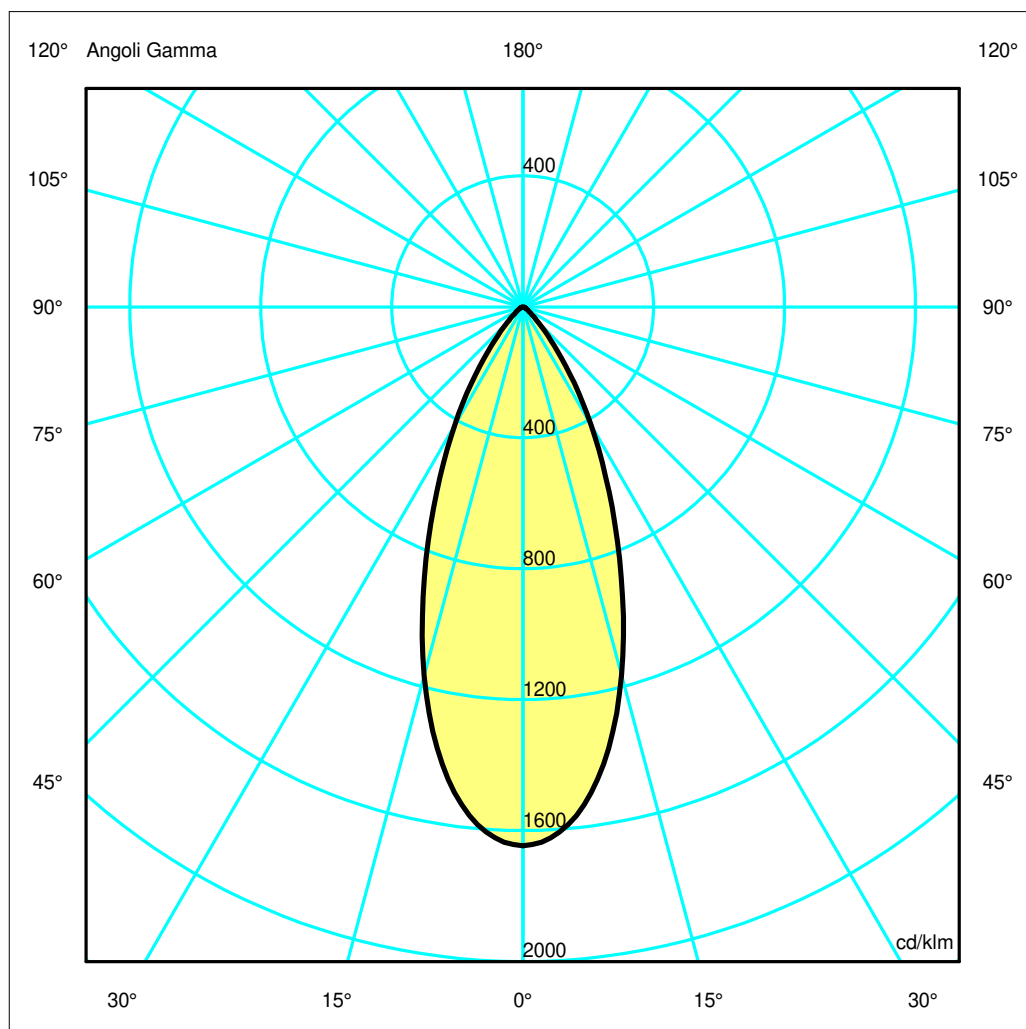
Semipiani C

180.0 — 0.0

ULOR 0.00 %

DLOR100.00 %

RN 0.00 %



Luminaire

Code AA00004_DMX200

Name LOT RIFR.PROJ.LED R+W NRO - DMX - CH1 200 - CH2 255 - CH3 0 - CH4 0 - CH5 0 - CH6 0

Measurement

Code FTS1700279

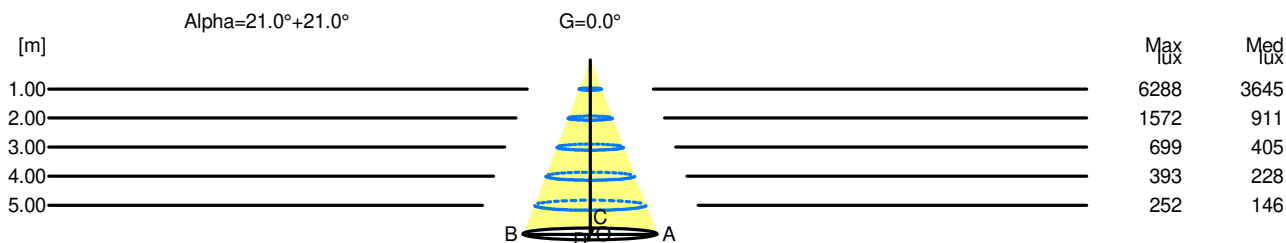
Name LOT RIFR.PROJ.LED R+W NRO - DMX - CH1 200 - CH2 255 - CH3 0 - CH4 0 - CH5 0 - CH6 0

Luminaire Flux	3820.89 lm	Luminaire Power	60.00 W	Efficacy	63.68 lm/W	Efficiency	100.00%
Lamps Flux	3820.89 lm	Maximum value	1645.78 cd/klm	Position	C=0.00 G=0.00	CG	Rotosymmetrical
Round Luminaire		Diam.	185 mm	Height	8 mm		
Round Luminous Area		Diam.	105 mm	Height	0 mm		
Horizontal Luminous Area		0.008659 m2		Emitting area on Plane 180°		0.000000 m2	
Emitting area on Plane 0°		0.000000 m2		Emitting area on Plane 270°		0.000000 m2	
Emitting area on Plane 90°		0.000000 m2		Glare area at 76°		0.002095 m2	
Coordinate system		CG		Symmetry Type		Rotosymmetrical	
Date		17-03-2017		Maximum Gamma Angle		180	
Measurement Distance		0.00		Measurement Flux		3820.89 lm	
Continuous Power=60W Peak Power=85W CCT=2700K Ra=90 SDCM=2 L70(6K)=50000 h							
C.I.E.	93 99 100 100 100			D DIN 5040		A60	
F UTE	1.00 A			B NBN		BZ 1	

Width at 50.00 % of Max Intensity

H[m]	1.00	2.00	3.00	4.00	5.00	H[m]	1.00	2.00	3.00	4.00	5.00
OA	0.38	0.77	1.15	1.54	1.92	OC	0.38	0.77	1.15	1.54	1.92
OB	0.38	0.77	1.15	1.54	1.92	OD	0.38	0.77	1.15	1.54	1.92

	Luminous Intensities [cd/klm]									
	0	5	15	25	35	45	55	65	75	85
OA	6288.33	6066.50	4450.12	2377.05	962.53	255.06	80.45	33.21	12.42	3.35
OB	6288.33	6066.50	4450.12	2377.05	962.53	255.06	80.45	33.21	12.42	3.35
OC	6288.33	6066.50	4450.12	2377.05	962.53	255.06	80.45	33.21	12.42	3.35
OD	6288.33	6066.50	4450.12	2377.05	962.53	255.06	80.45	33.21	12.42	3.35



H[m]	D[m]	Max lux	Med lux	Alpha=21.0°+21.0°	G=0.0
1.00	0.77	6288	3645		
2.00	1.54	1572	911		
3.00	2.31	699	405		
4.00	3.08	393	228		
5.00	3.85	252	146		