

Luminaire

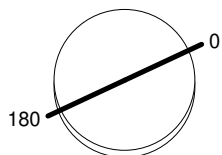
Code AN25804+M056807
Name VECTOR 95 TRACK 940 WL DALI NRO + soft filter

Measurem.

Code FTS2001790
Name VECTOR 95 TRACK 940 WL DALI NRO + soft filter

Luminaire Flux	2299.40 lm	Luminaire Power	30.00 W	Efficacy	76.65 lm/W	Efficiency	100.00%
Lamps Flux	2299.40 lm	Maximum value	1306.74 cd/klm	Position	C=0.00 G=0.00	CG	Rotosymmetrical
Round Luminaire	Diam.	95 mm	Height	210 mm			
Round Luminous Area	Diam.	75 mm	Height	0 mm			
Horizontal Luminous Area	0.004418 m2		Emitting area on Plane 180°		0.000000 m2		
Emitting area on Plane 0°	0.000000 m2		Emitting area on Plane 270°		0.000000 m2		
Emitting area on Plane 90°	0.000000 m2		Glare area at 76°		0.001069 m2		
Coordinate system	CG		Symmetry Type		Rotosymmetrical		
Date	01-04-2019		Maximum Gamma Angle		180		
Measurement Distance	0.00		Measurement Flux		2299.40 lm		
LED Flux=3485lm LED Power=27.5W Eff=66% EfcLed=127lm/W EfcLum=77lm/W CCT=4000K Ra=90 SDCM=3 L70(6K)=50000h							
C.I.E.	92 99 100 100 100			D DIN 5040	A60		
F UTE	1.00 A			B NBN	BZ 1		

Diam=95mm



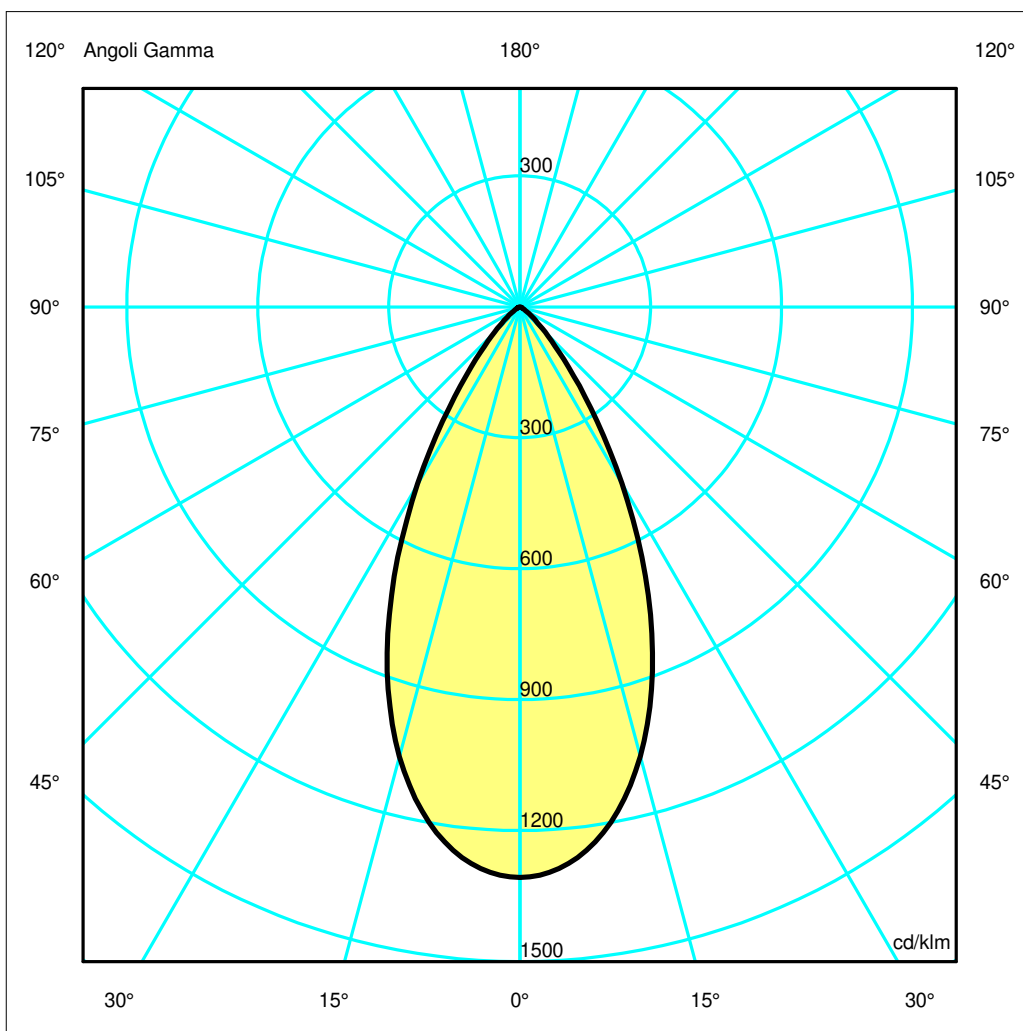
Semipiani C

180.0 — 0.0

ULOR 0.00 %

DLOR100.00 %

RN 0.00 %



Luminaire

Code AN25804+M056807
Name VECTOR 95 TRACK 940 WL DALI NRO + soft filter

Measur.

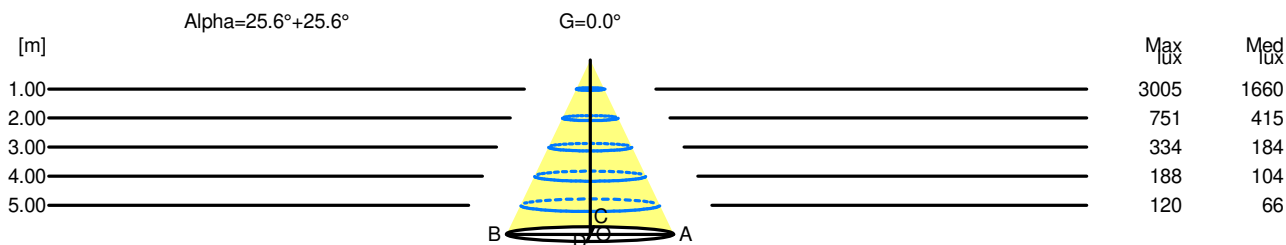
Code FTS2001790
Name VECTOR 95 TRACK 940 WL DALI NRO + soft filter

Luminaire Flux	2299.40 lm	Luminaire Power	30.00 W	Efficacy	76.65 lm/W	Efficiency	100.00%
Lamps Flux	2299.40 lm	Maximum value	1306.74 cd/klm	Position	C=0.00 G=0.00	CG	Rotosymmetrical
Round Luminaire		Diam.	95 mm	Height	210 mm		
Round Luminous Area		Diam.	75 mm	Height	0 mm		
Horizontal Luminous Area		0.004418 m2		Emitting area on Plane 180°		0.000000 m2	
Emitting area on Plane 0°		0.000000 m2		Emitting area on Plane 270°		0.000000 m2	
Emitting area on Plane 90°		0.000000 m2		Glare area at 76°		0.001069 m2	
Coordinate system		CG		Symmetry Type		Rotosymmetrical	
Date		01-04-2019		Maximum Gamma Angle		180	
Measurement Distance		0.00		Measurement Flux		2299.40 lm	
LED Flux=3485lm LED Power=27.5W Eff=66% EfcLed=127lm/W EfcLum=77lm/W CCT=4000K Ra=90 SDCM=3 L70(6K)=50000h							
C.I.E.	92 99 100 100 100			D DIN 5040	A60		
F UTE	1.00 A			B NBN	BZ 1		

Width at 50.00 % of Max Intensity

H[m]	1.00	2.00	3.00	4.00	5.00	H[m]	1.00	2.00	3.00	4.00	5.00
OA	0.48	0.96	1.44	1.92	2.40	OC	0.48	0.96	1.44	1.92	2.40
OB	0.48	0.96	1.44	1.92	2.40	OD	0.48	0.96	1.44	1.92	2.40

	Luminous Intensities [cd/klm]									
	0	5	15	25	35	45	55	65	75	85
OA	3004.71	2943.22	2451.13	1564.79	652.49	188.18	49.12	14.17	4.33	0.63
OB	3004.71	2943.22	2451.13	1564.79	652.49	188.18	49.12	14.17	4.33	0.63
OC	3004.71	2943.22	2451.13	1564.79	652.49	188.18	49.12	14.17	4.33	0.63
OD	3004.71	2943.22	2451.13	1564.79	652.49	188.18	49.12	14.17	4.33	0.63



H[m]	D[m]	Max lux	Med lux	Alpha=25.6°+25.6°	G=0.0
1.00	0.96	3005	1660		
2.00	1.92	751	415		
3.00	2.88	334	184		
4.00	3.84	188	104		
5.00	4.80	120	66		