

Luminaire

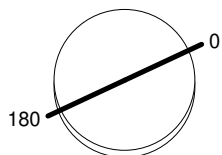
Code AN25804
Name VECTOR 95 TRACK 940 WL DALI NRO

Measurem.

Code FTS1901119
Name VECTOR 95 TRACK 940 WL DALI NRO

Luminaire Flux	2702.62 lm	Luminaire Power	30.00 W	Efficacy	90.09 lm/W	Efficiency	100.00%
Lamps Flux	2702.62 lm	Maximum value	1223.92 cd/klm	Position	C=0.00 G=0.00	CG	Rotosymmetrical
Round Luminaire Round Luminous Area	Diam. 95 mm Diam. 75 mm	Height 210 mm Height 0 mm					
Horizontal Luminous Area Emitting area on Plane 0° Emitting area on Plane 90°	0.004418 m2 0.000000 m2 0.000000 m2	Emitting area on Plane 180° Emitting area on Plane 270° Glare area at 76°	0.000000 m2 0.000000 m2 0.001069 m2				
Coordinate system Date Measurement Distance	CG 27-03-2019 0.00	Symmetry Type Maximum Gamma Angle Measurement Flux	Rotosymmetrical 180 2702.62 lm				
LED Flux=3485lm LED Power=27.5W Eff=78% EfcLed=127lm/W EfcLum=90lm/W CCT=4000K Ra=90 SDCM=3 L70(6K)=50000h							
C.I.E. F UTE	99 100 100 100 100 --	D DIN 5040 B NBN	A60 BZ 1				

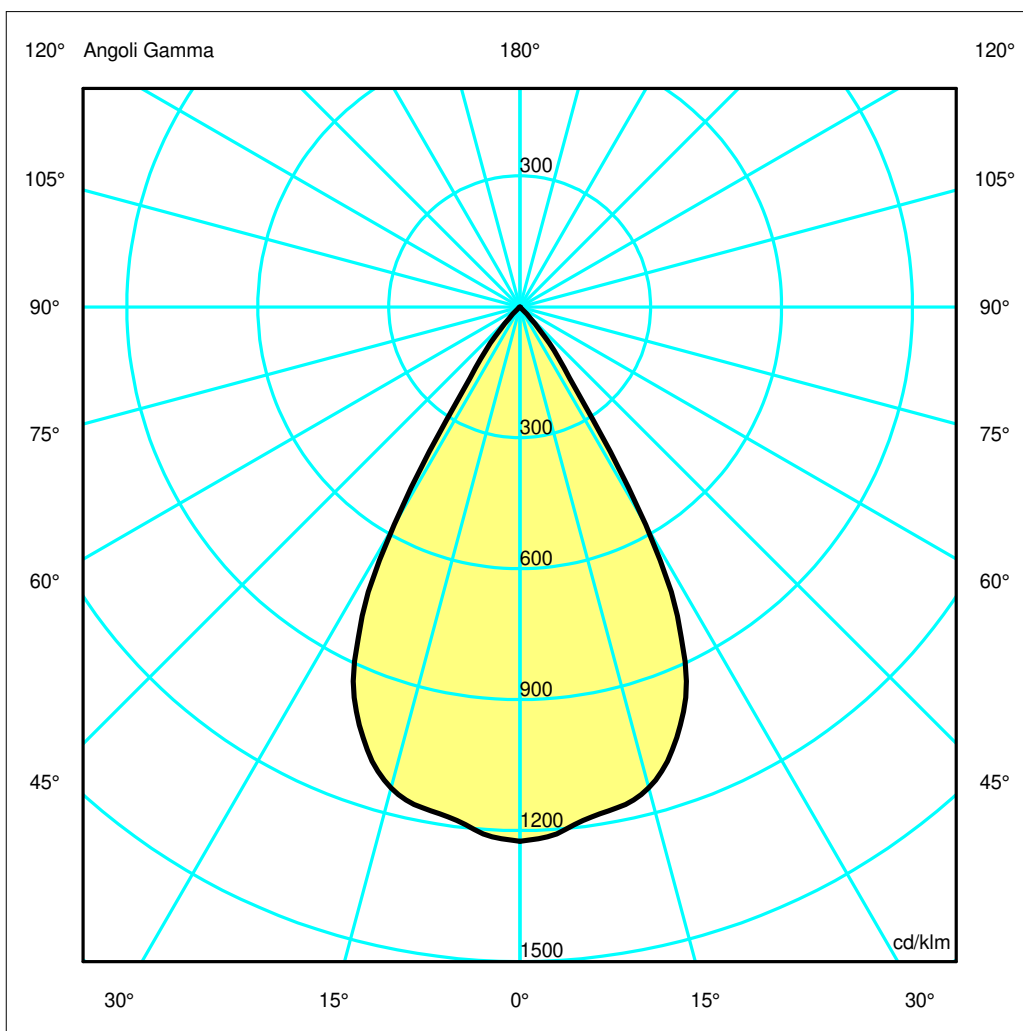
Diam=95mm



Semipiani C

180.0 — 0.0

ULOR 0.00 %
DLOR100.00 %
RN 0.00 %



Luminaire

Code AN25804
Name VECTOR 95 TRACK 940 WL DALI NRO

Measur.

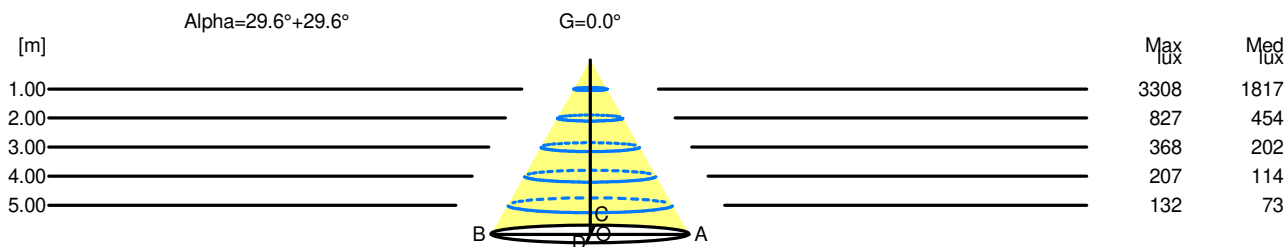
Code FTS1901119
Name VECTOR 95 TRACK 940 WL DALI NRO

Luminaire Flux	2702.62 lm	Luminaire Power	30.00 W	Efficacy	90.09 lm/W	Efficiency	100.00%
Lamps Flux	2702.62 lm	Maximum value	1223.92 cd/klm	Position	C=0.00 G=0.00	CG	Rotosymmetrical
Round Luminaire Round Luminous Area		Diam. Diam.	95 mm 75 mm	Height Height	210 mm 0 mm		
Horizontal Luminous Area		0.004418 m2		Emitting area on Plane 180°		0.000000 m2	
Emitting area on Plane 0°		0.000000 m2		Emitting area on Plane 270°		0.000000 m2	
Emitting area on Plane 90°		0.000000 m2		Glare area at 76°		0.001069 m2	
Coordinate system		CG		Symmetry Type		Rotosymmetrical	
Date		27-03-2019		Maximum Gamma Angle		180	
Measurement Distance		0.00		Measurement Flux		2702.62 lm	
LED Flux=3485lm LED Power=27.5W Eff=78% EfcLed=127lm/W EfcLum=90lm/W CCT=4000K Ra=90 SDCM=3 L70(6K)=50000h							
C.I.E. F UTE	99	100	100	100	100	D DIN 5040 B NBN	A60 BZ 1

Width at 50.00 % of Max Intensity

H[m]	1.00	2.00	3.00	4.00	5.00	H[m]	1.00	2.00	3.00	4.00	5.00
OA	0.57	1.14	1.70	2.27	2.84	OC	0.57	1.14	1.70	2.27	2.84
OB	0.57	1.14	1.70	2.27	2.84	OD	0.57	1.14	1.70	2.27	2.84

	Luminous Intensities [cd/klm]									
	0	5	15	25	35	45	55	65	75	85
OA	3307.80	3247.09	3083.15	2421.45	537.80	28.53	3.02	1.58	1.03	0.52
OB	3307.80	3247.09	3083.15	2421.45	537.80	28.53	3.02	1.58	1.03	0.52
OC	3307.80	3247.09	3083.15	2421.45	537.80	28.53	3.02	1.58	1.03	0.52
OD	3307.80	3247.09	3083.15	2421.45	537.80	28.53	3.02	1.58	1.03	0.52



H[m]	D[m]	Max lux	Med lux	Alpha=29.6°+29.6°	G=0.0
1.00	1.14	3308	1817		
2.00	2.27	827	454		
3.00	3.41	368	202		
4.00	4.54	207	114		
5.00	5.68	132	73		