

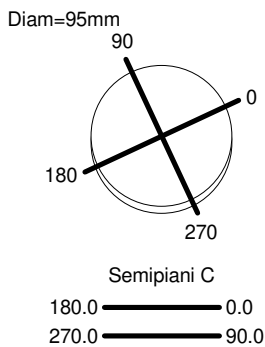
Luminaire

Code AN25101+M282100
Name VECTOR 95 TRACK 940 SP ND BCO + anti-dazzle louver

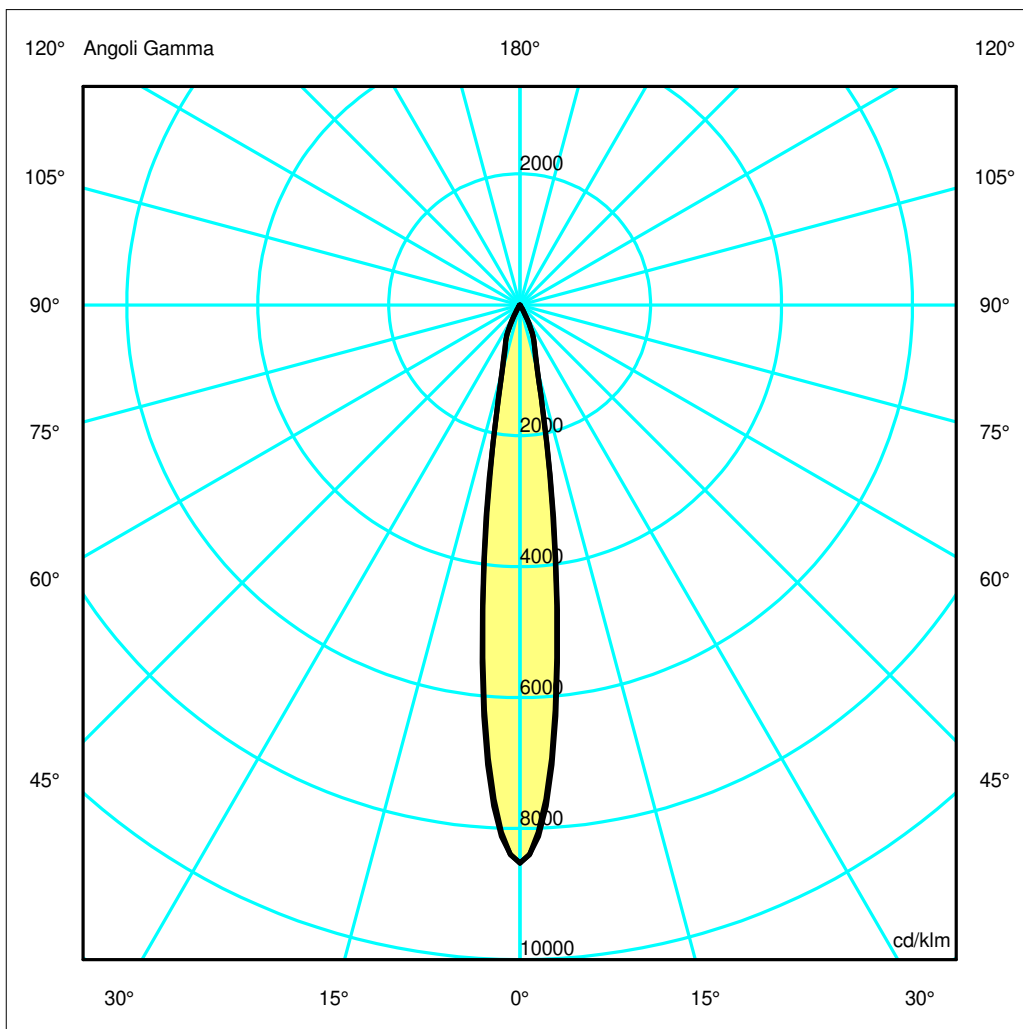
Measurem.

Code FTS1901297
Name VECTOR 95 TRACK 940 SP ND BCO + anti-dazzle louver

Luminaire Flux	1986.80 lm	Luminaire Power	30.00 W	Efficacy	66.23 lm/W	Efficiency	100.00%
Lamps Flux	1986.80 lm	Maximum value	8525.03 cd/klm	Position	C=0.00 G=0.00	CG	Double Symmetrical
Round Luminaire Round Luminous Area		Diam. Diam.	95 mm 74 mm	Height Height	210 mm 0 mm		
Horizontal Luminous Area		0.004301 m2		Emitting area on Plane 180°		0.000000 m2	
Emitting area on Plane 0°		0.000000 m2		Emitting area on Plane 270°		0.000000 m2	
Emitting area on Plane 90°		0.000000 m2		Glare area at 76°		0.001040 m2	
Coordinate system		CG		Symmetry Type		Double Symmetrical	
Date		29-03-2019		Maximum Gamma Angle		180	
Measurement Distance		0.00		Measurement Flux		1986.80 lm	
LED Flux=3485lm LED Power=27.5W Eff=57% EfcLed=127lm/W EfcLum=66lm/W CCT=4000K Ra=90 SDCM=3 L70(6K)=50000h							
C.I.E.	99	100	100	100	D DIN 5040	A60	
F UTE	--				B NBN	BZ 1	



ULOR 0.00 %
DLOR100.00 %
RN 0.00 %



Luminaire

Code AN25101+M282100
Name VECTOR 95 TRACK 940 SP ND BCO + anti-dazzle louver

Measur.

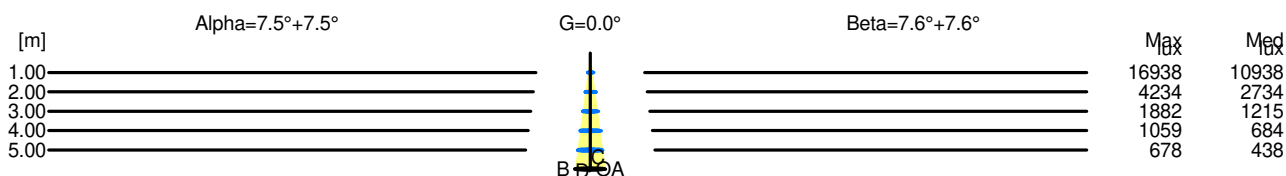
Code FTS1901297
Name VECTOR 95 TRACK 940 SP ND BCO + anti-dazzle louver

Luminaire Flux	1986.80 lm	Luminaire Power	30.00 W	Efficacy	66.23 lm/W	Efficiency	100.00%
Lamps Flux	1986.80 lm	Maximum value	8525.03 cd/klm	Position	C=0.00 G=0.00	CG	Double Symmetrical
Round Luminaire		Diam.	95 mm	Height	210 mm		
Round Luminous Area		Diam.	74 mm	Height	0 mm		
Horizontal Luminous Area		0.004301 m2		Emitting area on Plane 180°		0.000000 m2	
Emitting area on Plane 0°		0.000000 m2		Emitting area on Plane 270°		0.000000 m2	
Emitting area on Plane 90°		0.000000 m2		Glare area at 76°		0.001040 m2	
Coordinate system		CG		Symmetry Type		Double Symmetrical	
Date		29-03-2019		Maximum Gamma Angle		180	
Measurement Distance		0.00		Measurement Flux		1986.80 lm	
LED Flux=3485lm LED Power=27.5W Eff=57% EfcLed=127lm/W EfcLum=66lm/W CCT=4000K Ra=90 SDCM=3 L70(6K)=50000h							
C.I.E.	99	100	100	100	100	D DIN 5040	A60
F UTE	--					B NBN	BZ 1

Width at 50.00 % of Max Intensity

H[m]	1.00	2.00	3.00	4.00	5.00	H[m]	1.00	2.00	3.00	4.00	5.00
OA	0.13	0.26	0.39	0.53	0.66	OC	0.13	0.27	0.40	0.53	0.67
OB	0.13	0.26	0.39	0.53	0.66	OD	0.13	0.27	0.40	0.53	0.67

	Luminous Intensities [cd/klm]									
	0	5	15	25	35	45	55	65	75	85
OA	16937.53	12334.93	2082.38	777.85	29.97	8.58	3.36	1.59	1.06	0.48
OB	16937.53	12334.93	2082.38	777.85	29.97	8.58	3.36	1.59	1.06	0.48
OC	16937.53	12519.59	2043.51	776.37	31.27	10.80	5.04	2.43	1.34	0.54
OD	16937.53	12519.59	2043.51	776.37	31.27	10.80	5.04	2.43	1.34	0.54



H[m]	D[m]	Max lux	Med lux	Alpha=7.5°+7.5°	G=0.0	
1.00	0.26	16938	10938			
2.00	0.53	4234	2734			
3.00	0.79	1882	1215			
4.00	1.05	1059	684			
5.00	1.32	678	438			

H[m]	D[m]	Max lux	Med lux	Beta=7.6°+7.6°	G=0.0	
1.00	0.27	16938	10938			
2.00	0.53	4234	2734			
3.00	0.80	1882	1215			
4.00	1.06	1059	684			
5.00	1.33	678	438			