

Luminaire

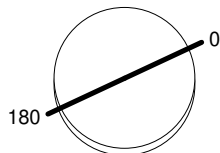
Code AN20215+M056807
Name VECTOR 95 TRACK 930 FL ND BR.SILVER + soft filter

Measurem.

Code FTS1901204
Name VECTOR 95 TRACK 930 FL ND BR.SILVER + soft filter

Luminaire Flux	1962.07 lm	Luminaire Power	30.00 W	Efficacy	65.40 lm/W	Efficiency	100.00%
Lamps Flux	1962.07 lm	Maximum value	2512.89 cd/klm	Position	C=0.00 G=0.00	CG	Rotosymmetrical
Round Luminaire Round Luminous Area		Diam. Diam.	95 mm 75 mm	Height Height	210 mm 0 mm		
Horizontal Luminous Area		0.004418 m2		Emitting area on Plane 180°		0.000000 m2	
Emitting area on Plane 0°		0.000000 m2		Emitting area on Plane 270°		0.000000 m2	
Emitting area on Plane 90°		0.000000 m2		Glare area at 76°		0.001069 m2	
Coordinate system		CG		Symmetry Type		Rotosymmetrical	
Date		03-04-2019		Maximum Gamma Angle		180	
Measurement Distance		0.00		Measurement Flux		1962.07 lm	
LED Flux=3432lm LED Power=27.5W Eff=57% EfcLed=125lm/W EfcLum=65lm/W CCT=3000K Ra=90 SDCM=3 L70(6K)=50000h							
C.I.E.	97 99 100 100 100			D DIN 5040		A60	
F UTE	1.00 A			B NBN		BZ 1	

Diam=95mm



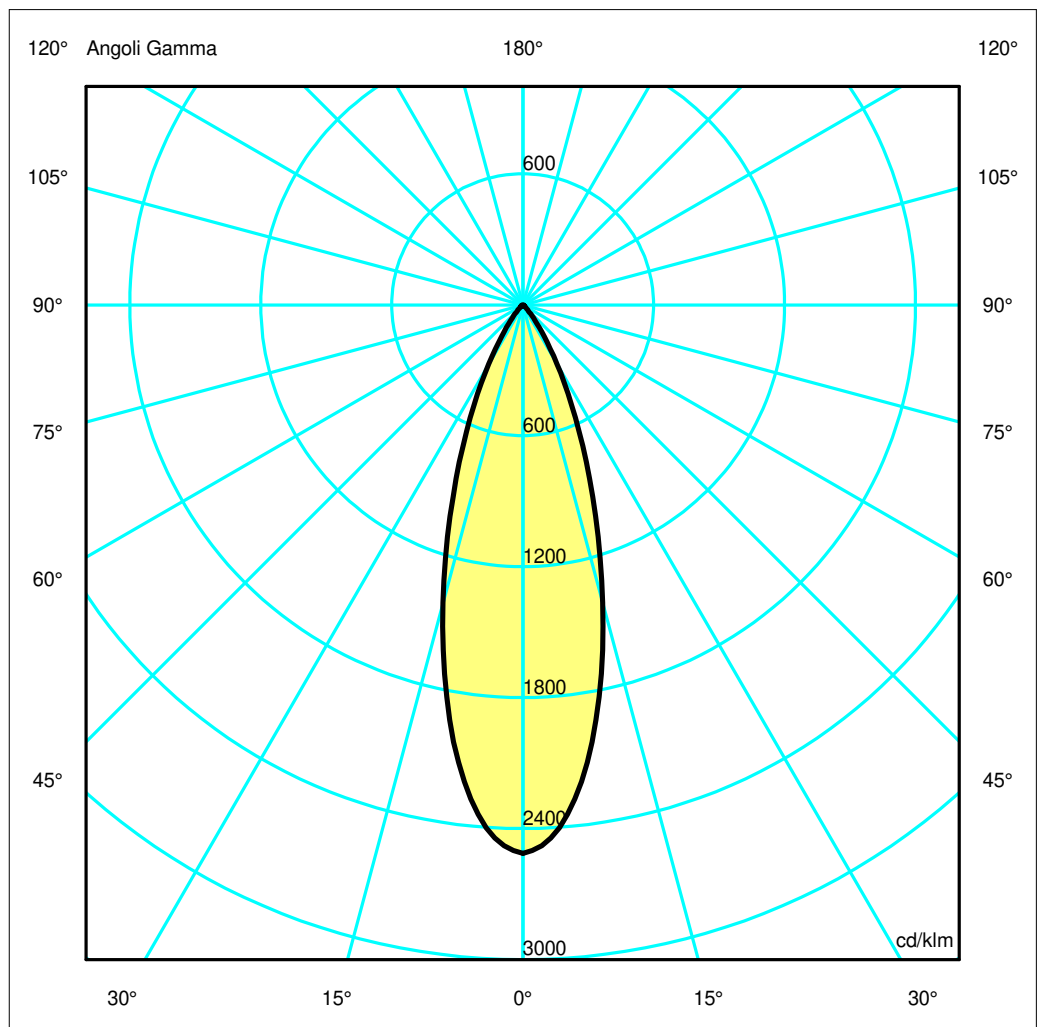
Semipiani C

180.0 — 0.0

ULOR 0.00 %

DLOR100.00 %

RN 0.00 %



Luminaire

Code AN20215+M056807
Name VECTOR 95 TRACK 930 FL ND BR.SILVER + soft filter

Measur.

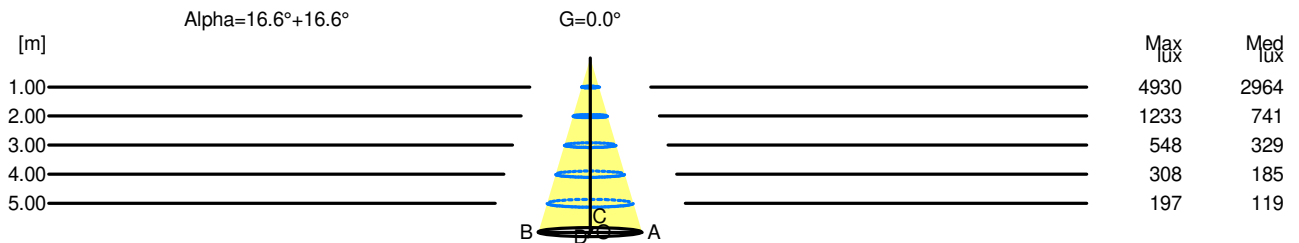
Code FTS1901204
Name VECTOR 95 TRACK 930 FL ND BR.SILVER + soft filter

Luminaire Flux	1962.07 lm	Luminaire Power	30.00 W	Efficacy	65.40 lm/W	Efficiency	100.00%
Lamps Flux	1962.07 lm	Maximum value	2512.89 cd/klm	Position	C=0.00 G=0.00	CG	Rotosymmetrical
Round Luminaire Round Luminous Area		Diam. Diam.	95 mm 75 mm	Height Height	210 mm 0 mm		
Horizontal Luminous Area		0.004418 m2		Emitting area on Plane 180°		0.000000 m2	
Emitting area on Plane 0°		0.000000 m2		Emitting area on Plane 270°		0.000000 m2	
Emitting area on Plane 90°		0.000000 m2		Glare area at 76°		0.001069 m2	
Coordinate system		CG		Symmetry Type		Rotosymmetrical	
Date		03-04-2019		Maximum Gamma Angle		180	
Measurement Distance		0.00		Measurement Flux		1962.07 lm	
LED Flux=3432lm LED Power=27.5W Eff=57% EfcLed=125lm/W EfcLum=65lm/W CCT=3000K Ra=90 SDCM=3 L70(6K)=50000h							
C.I.E. F UTE	97 99 100 100 100 1.00 A			D DIN 5040 B NBN	A60 BZ 1		

Width at 50.00 % of Max Intensity

H[m]	1.00	2.00	3.00	4.00	5.00	H[m]	1.00	2.00	3.00	4.00	5.00
OA	0.30	0.59	0.89	1.19	1.49	OC	0.30	0.59	0.89	1.19	1.49
OB	0.30	0.59	0.89	1.19	1.49	OD	0.30	0.59	0.89	1.19	1.49

	Luminous Intensities [cd/klm]									
	0	5	15	25	35	45	55	65	75	85
OA	4930.47	4598.19	2772.96	1118.67	295.38	53.69	17.84	8.68	3.35	0.50
OB	4930.47	4598.19	2772.96	1118.67	295.38	53.69	17.84	8.68	3.35	0.50
OC	4930.47	4598.19	2772.96	1118.67	295.38	53.69	17.84	8.68	3.35	0.50
OD	4930.47	4598.19	2772.96	1118.67	295.38	53.69	17.84	8.68	3.35	0.50



H[m]	D[m]	Max lux	Med lux	Alpha=16.6°+16.6°	G=0.0
1.00	0.59	4930	2964		
2.00	1.19	1233	741		
3.00	1.78	548	329		
4.00	2.38	308	185		
5.00	2.97	197	119		