

Luminaire

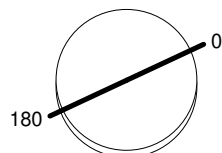
Code AN20215
Name VECTOR 95 TRACK 930 FL ND BR.SILVER

Measurem.

Code FTS1901042
Name VECTOR 95 TRACK 930 FL ND BR.SILVER

Luminaire Flux	2706.48 lm	Luminaire Power	30.00 W	Efficacy	90.22 lm/W	Efficiency	100.00%
Lamps Flux	2706.48 lm	Maximum value	4344.45 cd/klm	Position	C=0.00 G=0.00	CG	Rotosymmetrical
Round Luminaire Round Luminous Area		Diam. Diam.	95 mm 75 mm	Height Height	210 mm 0 mm		
Horizontal Luminous Area		0.004418 m2		Emitting area on Plane 180°		0.000000 m2	
Emitting area on Plane 0°		0.000000 m2		Emitting area on Plane 270°		0.000000 m2	
Emitting area on Plane 90°		0.000000 m2		Glare area at 76°		0.001069 m2	
Coordinate system		CG		Symmetry Type		Rotosymmetrical	
Date		02-04-2019		Maximum Gamma Angle		180	
Measurement Distance		0.00		Measurement Flux		2706.48 lm	
LED Flux=3432lm LED Power=27.5W Eff=79% EfcLed=125lm/W EfcLum=90lm/W CCT=3000K Ra=90 SDCM=3 L70(6K)=50000h							
C.I.E.	100	100	100	100	100	D DIN 5040	A60
F UTE	--					B NBN	BZ 1

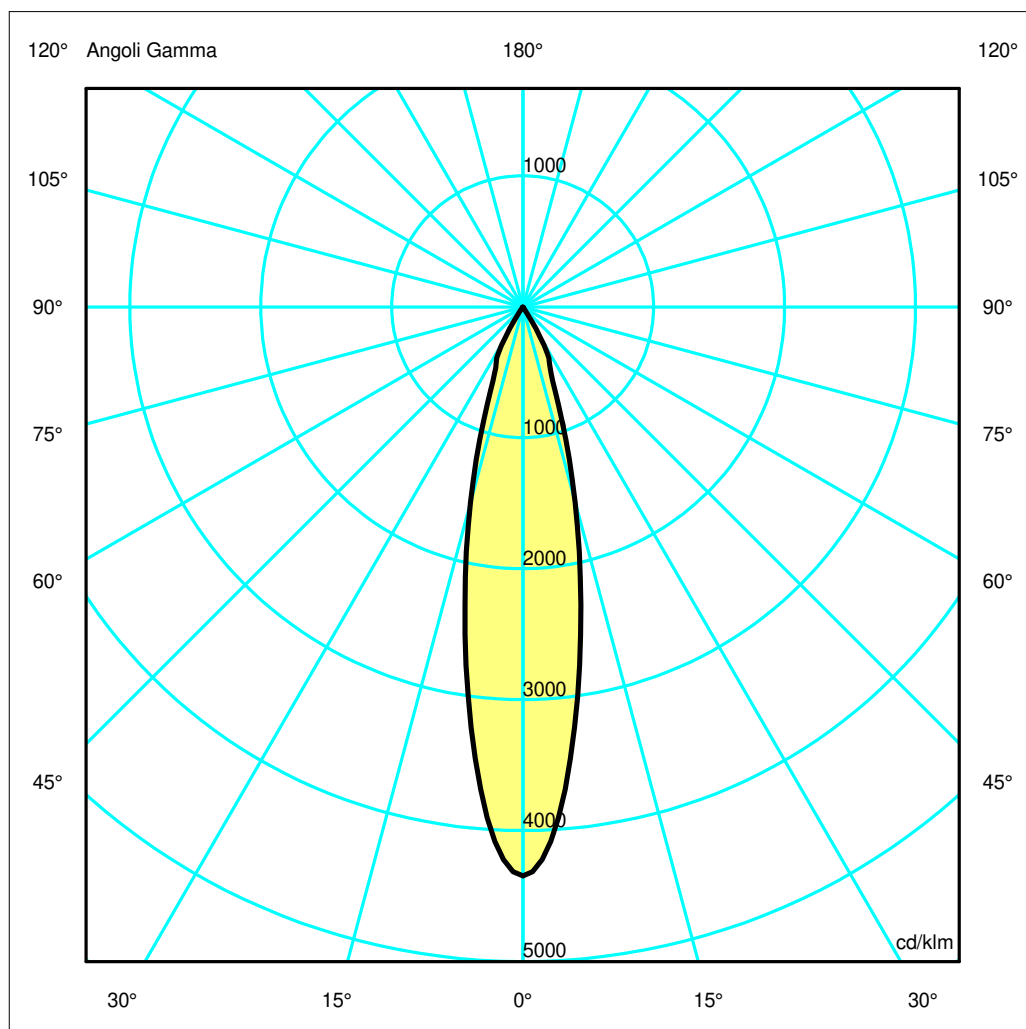
Diam=95mm



Semipiani C

180.0 — 0.0

ULOR 0.00 %
DLOR 100.00 %
RN 0.00 %



Luminaire

Code AN20215
Name VECTOR 95 TRACK 930 FL ND BR.SILVER

Measurement

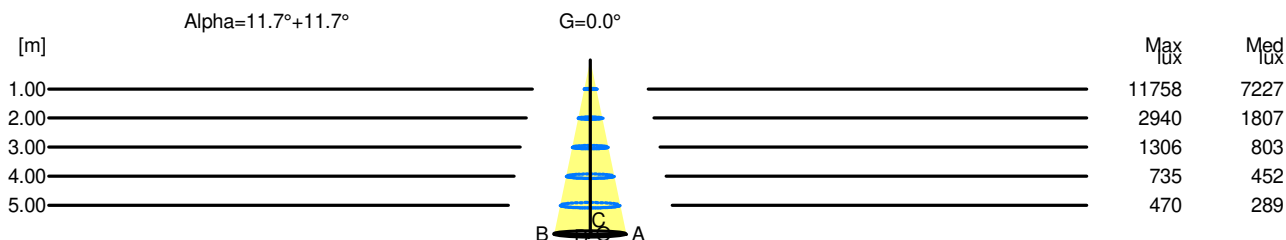
Code FTS1901042
Name VECTOR 95 TRACK 930 FL ND BR.SILVER

Luminaire Flux	2706.48 lm	Luminaire Power	30.00 W	Efficacy	90.22 lm/W	Efficiency	100.00%
Lamps Flux	2706.48 lm	Maximum value	4344.45 cd/klm	Position	C=0.00 G=0.00	CG	Rotosymmetrical
Round Luminaire		Diam.	95 mm	Height	210 mm		
Round Luminous Area		Diam.	75 mm	Height	0 mm		
Horizontal Luminous Area		0.004418 m2		Emitting area on Plane 180°		0.000000 m2	
Emitting area on Plane 0°		0.000000 m2		Emitting area on Plane 270°		0.000000 m2	
Emitting area on Plane 90°		0.000000 m2		Glare area at 76°		0.001069 m2	
Coordinate system		CG		Symmetry Type		Rotosymmetrical	
Date		02-04-2019		Maximum Gamma Angle		180	
Measurement Distance		0.00		Measurement Flux		2706.48 lm	
LED Flux=3432lm LED Power=27.5W Eff=79% EfcLed=125lm/W EfcLum=90lm/W CCT=3000K Ra=90 SDCM=3 L70(6K)=50000h							
C.I.E.	100	100	100	100	100	D DIN 5040	A60
F UTE	--					B NBN	BZ 1

Width at 50.00 % of Max Intensity

H[m]	1.00	2.00	3.00	4.00	5.00	H[m]	1.00	2.00	3.00	4.00	5.00
OA	0.21	0.41	0.62	0.83	1.04	OC	0.21	0.41	0.62	0.83	1.04
OB	0.21	0.41	0.62	0.83	1.04	OD	0.21	0.41	0.62	0.83	1.04

	Luminous Intensities [cd/klm]									
	0	5	15	25	35	45	55	65	75	85
OA	11758.17	10010.81	4181.74	1302.14	33.85	5.82	2.49	1.50	0.95	0.49
OB	11758.17	10010.81	4181.74	1302.14	33.85	5.82	2.49	1.50	0.95	0.49
OC	11758.17	10010.81	4181.74	1302.14	33.85	5.82	2.49	1.50	0.95	0.49
OD	11758.17	10010.81	4181.74	1302.14	33.85	5.82	2.49	1.50	0.95	0.49



H[m]	D[m]	Max lux	Med lux	Alpha=11.7°+11.7°	G=0.0
1.00	0.41	11758	7227		
2.00	0.83	2940	1807		
3.00	1.24	1306	803		
4.00	1.66	735	452		
5.00	2.07	470	289		