

## Luminaire

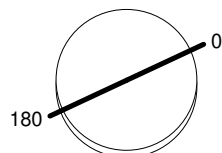
Code AN25618  
Name VECTOR 95 TRACK 940 SP DALI BR.COPPER

## Measurem.

Code FTS1901085  
Name VECTOR 95 TRACK 940 SP DALI BR.COPPER

Luminaire Flux	2735.38 lm	Luminaire Power	30.00 W	Efficacy	91.18 lm/W	Efficiency	100.00%
Lamps Flux	2735.38 lm	Maximum value	8143.64 cd/klm	Position	C=0.00 G=0.00	CG	Rotosymmetrical
Round Luminaire Round Luminous Area		Diam. Diam.	95 mm 75 mm	Height Height	210 mm 0 mm		
Horizontal Luminous Area		0.004418 m2		Emitting area on Plane 180°		0.000000 m2	
Emitting area on Plane 0°		0.000000 m2		Emitting area on Plane 270°		0.000000 m2	
Emitting area on Plane 90°		0.000000 m2		Glare area at 76°		0.001069 m2	
Coordinate system		CG		Symmetry Type		Rotosymmetrical	
Date		27-03-2019		Maximum Gamma Angle		180	
Measurement Distance		0.00		Measurement Flux		2735.38 lm	
LED Flux=3485lm LED Power=27.5W Eff=78% EfcLed=127lm/W EfcLum=91lm/W CCT=4000K Ra=90 SDCM=3 L70(6K)=50000h							
C.I.E.	100	100	100	100	100	D DIN 5040	A60
F UTE	--					B NBN	BZ 1

Diam=95mm



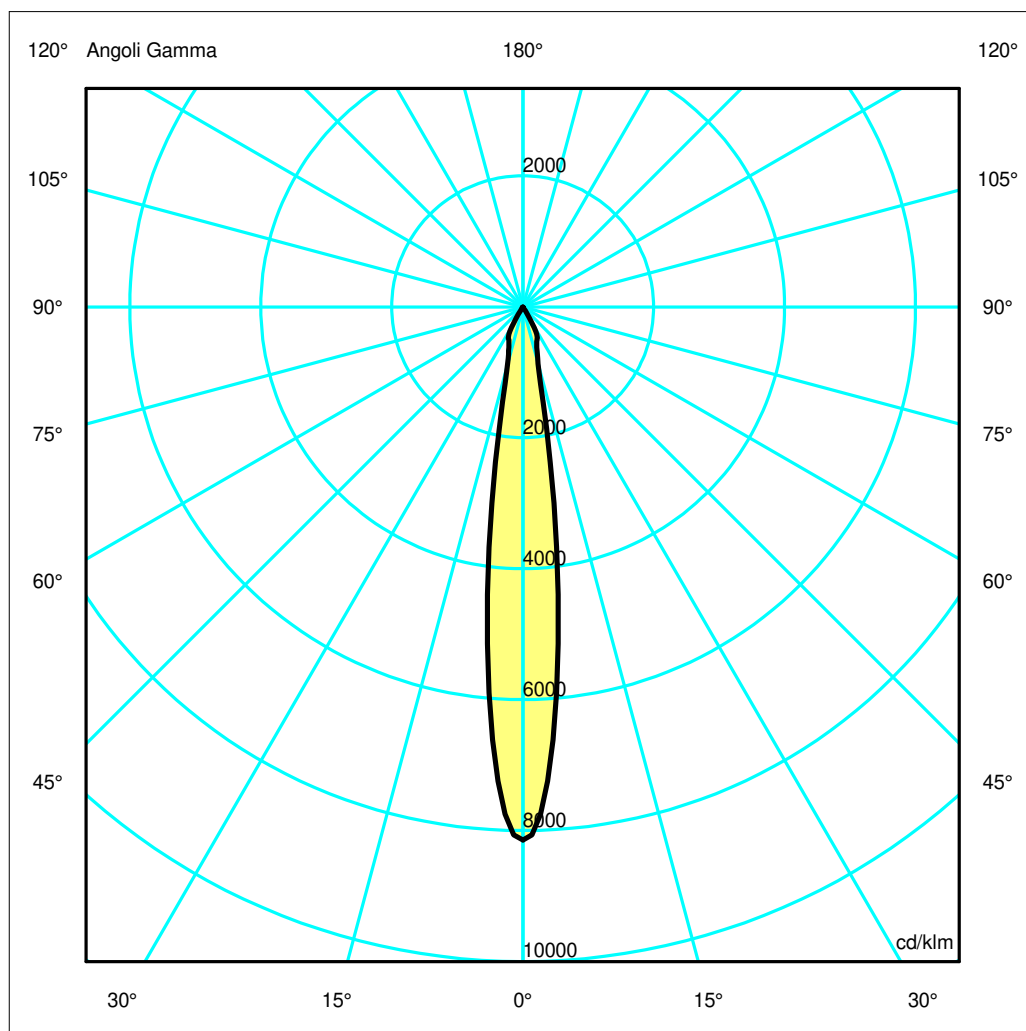
Semipiani C

180.0 — 0.0

ULOR 0.00 %

DLOR100.00 %

RN 0.00 %



## Luminaire

Code AN25618  
Name VECTOR 95 TRACK 940 SP DALI BR.COPPER

## Measurement

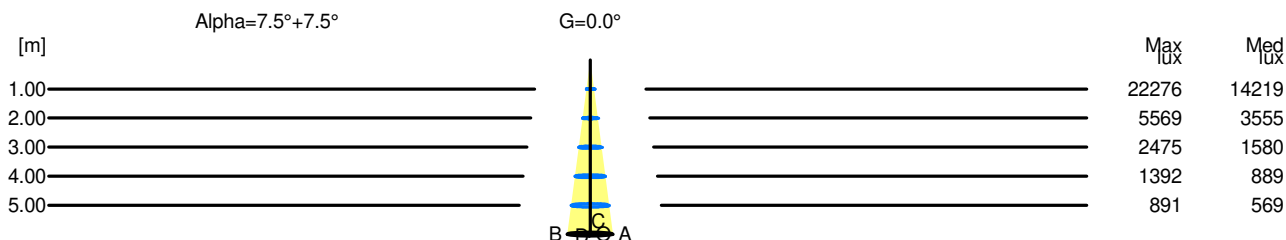
Code FTS1901085  
Name VECTOR 95 TRACK 940 SP DALI BR.COPPER

Luminaire Flux	2735.38 lm	Luminaire Power	30.00 W	Efficacy	91.18 lm/W	Efficiency	100.00%
Lamps Flux	2735.38 lm	Maximum value	8143.64 cd/klm	Position	C=0.00 G=0.00	CG	Rotosymmetrical
Round Luminaire Round Luminous Area		Diam. Diam.	95 mm 75 mm	Height Height	210 mm 0 mm		
Horizontal Luminous Area		0.004418 m2		Emitting area on Plane 180°		0.000000 m2	
Emitting area on Plane 0°		0.000000 m2		Emitting area on Plane 270°		0.000000 m2	
Emitting area on Plane 90°		0.000000 m2		Glare area at 76°		0.001069 m2	
Coordinate system		CG		Symmetry Type		Rotosymmetrical	
Date		27-03-2019		Maximum Gamma Angle		180	
Measurement Distance		0.00		Measurement Flux		2735.38 lm	
LED Flux=3485lm LED Power=27.5W Eff=78% EfcLed=127lm/W EfcLum=91lm/W CCT=4000K Ra=90 SDCM=3 L70(6K)=50000h							
C.I.E. F UTE	100	100	100	100	100	D DIN 5040 B NBN	A60 BZ 1

Width at 50.00 % of Max Intensity

H[m]	1.00	2.00	3.00	4.00	5.00	H[m]	1.00	2.00	3.00	4.00	5.00
OA	0.13	0.26	0.39	0.53	0.66	OC	0.13	0.26	0.39	0.53	0.66
OB	0.13	0.26	0.39	0.53	0.66	OD	0.13	0.26	0.39	0.53	0.66

	Luminous Intensities [ cd/klm]									
	0	5	15	25	35	45	55	65	75	85
OA	22275.95	16180.87	2452.06	1428.44	42.21	6.17	2.52	1.54	0.90	0.47
OB	22275.95	16180.87	2452.06	1428.44	42.21	6.17	2.52	1.54	0.90	0.47
OC	22275.95	16180.87	2452.06	1428.44	42.21	6.17	2.52	1.54	0.90	0.47
OD	22275.95	16180.87	2452.06	1428.44	42.21	6.17	2.52	1.54	0.90	0.47



H[m]	D[m]	Max lux	Med lux	Alpha=7.5°+7.5°	G=0.0
1.00	0.26	22276	14219		
2.00	0.53	5569	3555		
3.00	0.79	2475	1580		
4.00	1.05	1392	889		
5.00	1.32	891	569		