

## Luminaire

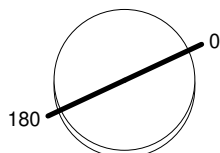
Code AN35715  
Name VECTOR 95 TRACK 940 FL DALI EUTRAC BR.SILVER

## Measurem.

Code FTS1901156  
Name VECTOR 95 TRACK 940 FL DALI EUTRAC BR.SILVER

Luminaire Flux	2748.28 lm	Luminaire Power	30.00 W	Efficacy	91.61 lm/W	Efficiency	100.00%
Lamps Flux	2748.28 lm	Maximum value	4344.45 cd/klm	Position	C=0.00 G=0.00	CG	Rotosymmetrical
Round Luminaire Round Luminous Area	Diam. 95 mm Diam. 75 mm	Height 210 mm Height 0 mm					
Horizontal Luminous Area Emitting area on Plane 0° Emitting area on Plane 90°	0.004418 m2 0.000000 m2 0.000000 m2	Emitting area on Plane 180° Emitting area on Plane 270° Glare area at 76°	0.000000 m2 0.000000 m2 0.001069 m2				
Coordinate system Date Measurement Distance	CG 02-04-2019 0.00	Symmetry Type Maximum Gamma Angle Measurement Flux	Rotosymmetrical 180 2748.28 lm				
LED Flux=3485lm LED Power=27.5W Eff=79% EfcLed=127lm/W EfcLum=92lm/W CCT=4000K Ra=90 SDCM=3 L70(6K)=50000h							
C.I.E. F UTE	100 100 100 100 100 --	D DIN 5040 B NBN	A60 BZ 1				

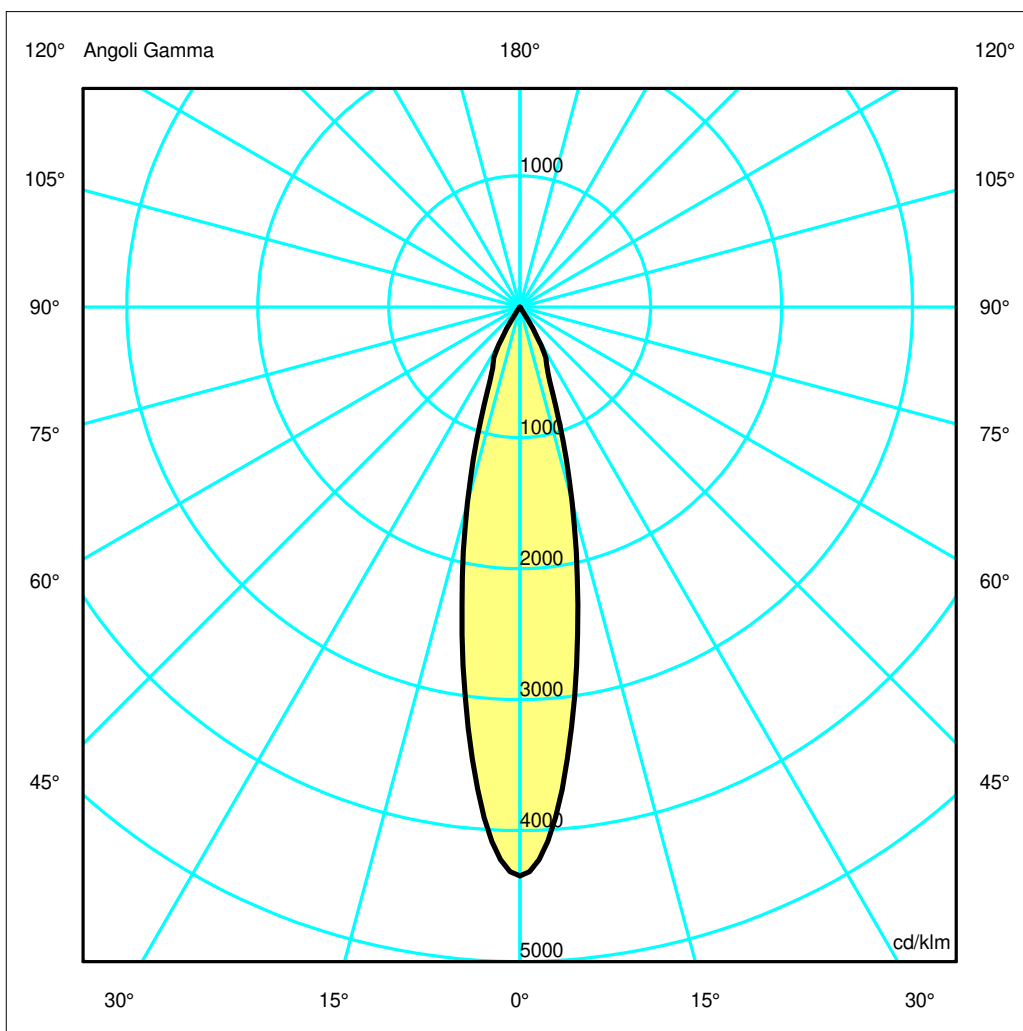
Diam=95mm



Semipiani C

180.0 — 0.0

ULOR 0.00 %  
DLOR100.00 %  
RN 0.00 %



## Luminaire

Code AN35715  
Name VECTOR 95 TRACK 940 FL DALI EUTRAC BR.SILVER

## Measurement

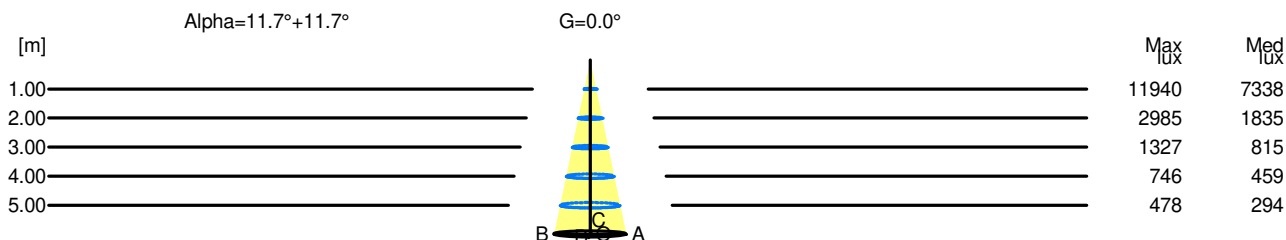
Code FTS1901156  
Name VECTOR 95 TRACK 940 FL DALI EUTRAC BR.SILVER

Luminaire Flux	2748.28 lm	Luminaire Power	30.00 W	Efficacy	91.61 lm/W	Efficiency	100.00%
Lamps Flux	2748.28 lm	Maximum value	4344.45 cd/klm	Position	C=0.00 G=0.00	CG	Rotosymmetrical
Round Luminaire Round Luminous Area		Diam. Diam.	95 mm 75 mm	Height Height	210 mm 0 mm		
Horizontal Luminous Area		0.004418 m2		Emitting area on Plane 180°		0.000000 m2	
Emitting area on Plane 0°		0.000000 m2		Emitting area on Plane 270°		0.000000 m2	
Emitting area on Plane 90°		0.000000 m2		Glare area at 76°		0.001069 m2	
Coordinate system		CG		Symmetry Type		Rotosymmetrical	
Date		02-04-2019		Maximum Gamma Angle		180	
Measurement Distance		0.00		Measurement Flux		2748.28 lm	
LED Flux=3485lm LED Power=27.5W Eff=79% EfcLed=127lm/W EfcLum=92lm/W CCT=4000K Ra=90 SDCM=3 L70(6K)=50000h							
C.I.E. F UTE	100	100	100	100	100	D DIN 5040 B NBN	A60 BZ 1

Width at 50.00 % of Max Intensity

H[m]	1.00	2.00	3.00	4.00	5.00	H[m]	1.00	2.00	3.00	4.00	5.00
OA	0.21	0.41	0.62	0.83	1.04	OC	0.21	0.41	0.62	0.83	1.04
OB	0.21	0.41	0.62	0.83	1.04	OD	0.21	0.41	0.62	0.83	1.04

	Luminous Intensities [ cd/klm]									
	0	5	15	25	35	45	55	65	75	85
OA	11939.76	10165.42	4246.33	1322.25	34.37	5.91	2.53	1.52	0.96	0.50
OB	11939.76	10165.42	4246.33	1322.25	34.37	5.91	2.53	1.52	0.96	0.50
OC	11939.76	10165.42	4246.33	1322.25	34.37	5.91	2.53	1.52	0.96	0.50
OD	11939.76	10165.42	4246.33	1322.25	34.37	5.91	2.53	1.52	0.96	0.50



H[m]	D[m]	Max lux	Med lux	Alpha=11.7°+11.7°	G=0.0
1.00	0.41	11940	7338		
2.00	0.83	2985	1835		
3.00	1.24	1327	815		
4.00	1.66	746	459		
5.00	2.07	478	294		