

Luminaire

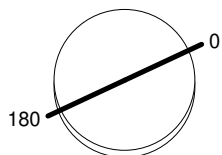
Code AN21315+M056807
Name VECTOR 95 TRACK 927 WL ND BR.SILVER + soft filter

Measurem.

Code FTS1901216
Name VECTOR 95 TRACK 927 WL ND BR.SILVER + soft filter

Luminaire Flux	2177.34 lm	Luminaire Power	30.00 W	Efficacy	72.58 lm/W	Efficiency	100.00%
Lamps Flux	2177.34 lm	Maximum value	1306.74 cd/klm	Position	C=0.00 G=0.00	CG	Rotosymmetrical
Round Luminaire Round Luminous Area	Diam. 95 mm Diam. 75 mm	Height 210 mm Height 0 mm					
Horizontal Luminous Area Emitting area on Plane 0° Emitting area on Plane 90°	0.004418 m2 0.000000 m2 0.000000 m2	Emitting area on Plane 180° Emitting area on Plane 270° Glare area at 76°	0.000000 m2 0.000000 m2 0.001069 m2				
Coordinate system Date Measurement Distance	CG 01-04-2019 0.00	Symmetry Type Maximum Gamma Angle Measurement Flux	Rotosymmetrical 180 2177.34 lm				
LED Flux=3300lm LED Power=27.5W Eff=66% EfcLed=120lm/W EfcLum=73lm/W CCT=2700K Ra=90 SDCM=3 L70(6K)=50000h							
C.I.E. F UTE	92 99 100 100 100 1.00 A	D DIN 5040 B NBN	A60 BZ 1				

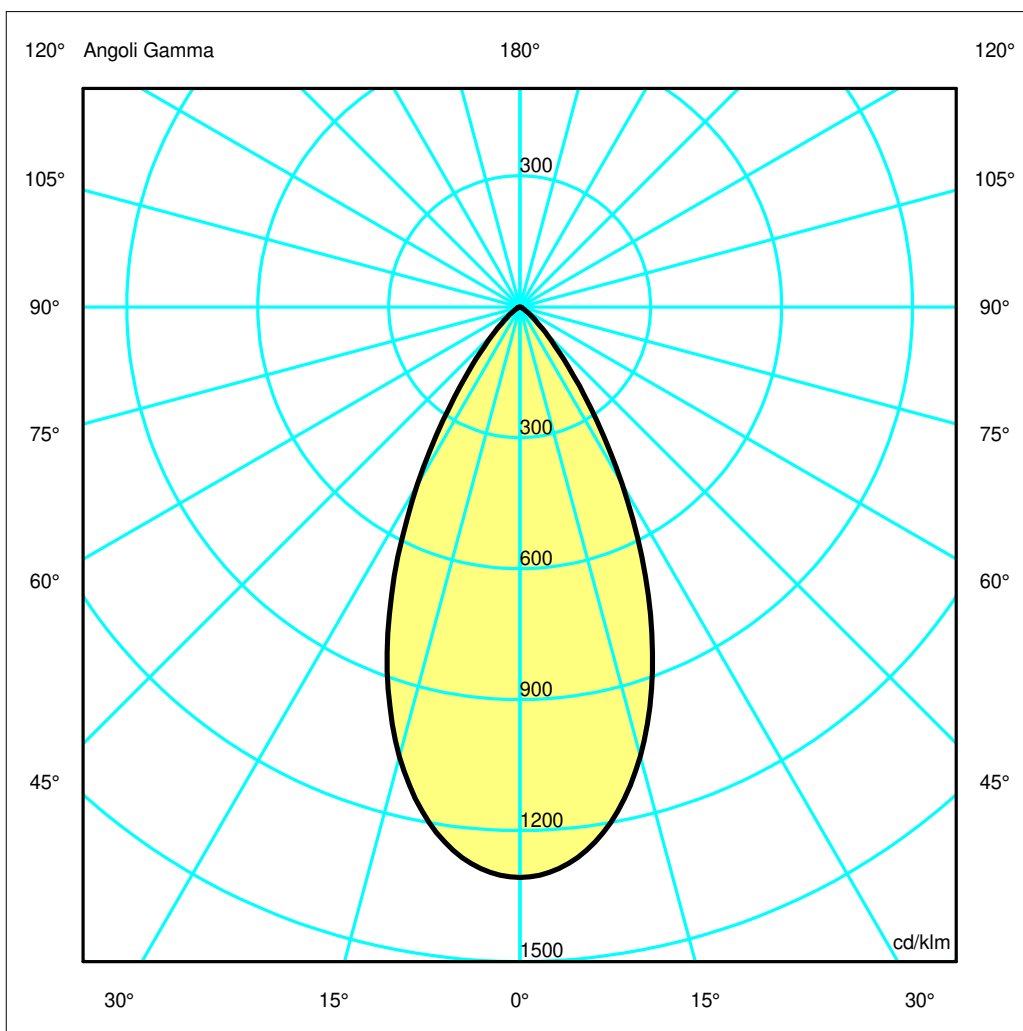
Diam=95mm



Semipiani C

180.0 — 0.0

ULOR 0.00 %
DLOR100.00 %
RN 0.00 %



Luminaire

Code AN21315+M056807
Name VECTOR 95 TRACK 927 WL ND BR.SILVER + soft filter

Measur.

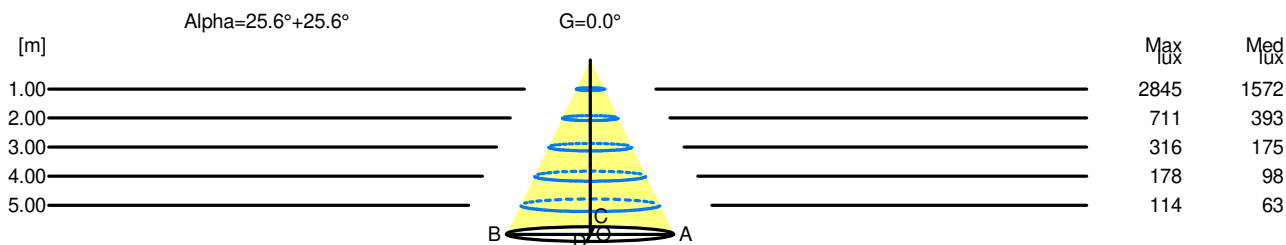
Code FTS1901216
Name VECTOR 95 TRACK 927 WL ND BR.SILVER + soft filter

Luminaire Flux	2177.34 lm	Luminaire Power	30.00 W	Efficacy	72.58 lm/W	Efficiency	100.00%
Lamps Flux	2177.34 lm	Maximum value	1306.74 cd/klm	Position	C=0.00 G=0.00	CG	Rotosymmetrical
Round Luminaire		Diam.	95 mm	Height	210 mm		
Round Luminous Area		Diam.	75 mm	Height	0 mm		
Horizontal Luminous Area		0.004418 m2		Emitting area on Plane 180°		0.000000 m2	
Emitting area on Plane 0°		0.000000 m2		Emitting area on Plane 270°		0.000000 m2	
Emitting area on Plane 90°		0.000000 m2		Glare area at 76°		0.001069 m2	
Coordinate system		CG		Symmetry Type		Rotosymmetrical	
Date		01-04-2019		Maximum Gamma Angle		180	
Measurement Distance		0.00		Measurement Flux		2177.34 lm	
LED Flux=3300lm LED Power=27.5W Eff=66% EfcLed=120lm/W EfcLum=73lm/W CCT=2700K Ra=90 SDCM=3 L70(6K)=50000h							
C.I.E.	92 99 100 100 100			D DIN 5040	A60		
F UTE	1.00 A			B NBN	BZ 1		

Width at 50.00 % of Max Intensity

H[m]	1.00	2.00	3.00	4.00	5.00	H[m]	1.00	2.00	3.00	4.00	5.00
OA	0.48	0.96	1.44	1.92	2.40	OC	0.48	0.96	1.44	1.92	2.40
OB	0.48	0.96	1.44	1.92	2.40	OD	0.48	0.96	1.44	1.92	2.40

	Luminous Intensities [cd/klm]									
	0	5	15	25	35	45	55	65	75	85
OA	2845.21	2786.98	2321.01	1481.72	617.85	178.19	46.51	13.42	4.10	0.60
OB	2845.21	2786.98	2321.01	1481.72	617.85	178.19	46.51	13.42	4.10	0.60
OC	2845.21	2786.98	2321.01	1481.72	617.85	178.19	46.51	13.42	4.10	0.60
OD	2845.21	2786.98	2321.01	1481.72	617.85	178.19	46.51	13.42	4.10	0.60



H[m]	D[m]	Max lux	Med lux	Alpha=25.6°+25.6°	G=0.0
1.00	0.96	2845	1572		
2.00	1.92	711	393		
3.00	2.88	316	175		
4.00	3.84	178	98		
5.00	4.80	114	63		