

Luminaire

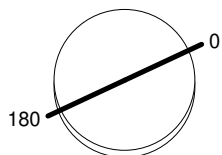
Code AN21315
Name VECTOR 95 TRACK 927 WL ND BR.SILVER

Measurem.

Code FTS1901054
Name VECTOR 95 TRACK 927 WL ND BR.SILVER

Luminaire Flux	2559.15 lm	Luminaire Power	30.00 W	Efficacy	85.30 lm/W	Efficiency	100.00%
Lamps Flux	2559.15 lm	Maximum value	1223.92 cd/klm	Position	C=0.00 G=0.00	CG	Rotosymmetrical
Round Luminaire Round Luminous Area		Diam. Diam.	95 mm 75 mm	Height Height	210 mm 0 mm		
Horizontal Luminous Area		0.004418 m2		Emitting area on Plane 180°		0.000000 m2	
Emitting area on Plane 0°		0.000000 m2		Emitting area on Plane 270°		0.000000 m2	
Emitting area on Plane 90°		0.000000 m2		Glare area at 76°		0.001069 m2	
Coordinate system		CG		Symmetry Type		Rotosymmetrical	
Date		27-03-2019		Maximum Gamma Angle		180	
Measurement Distance		0.00		Measurement Flux		2559.15 lm	
LED Flux=3300lm LED Power=27.5W Eff=78% EfcLed=120lm/W EfcLum=85lm/W CCT=2700K Ra=90 SDCM=3 L70(6K)=50000h							
C.I.E.	99	100	100	100	100	D DIN 5040	A60
F UTE	--					B NBN	BZ 1

Diam=95mm



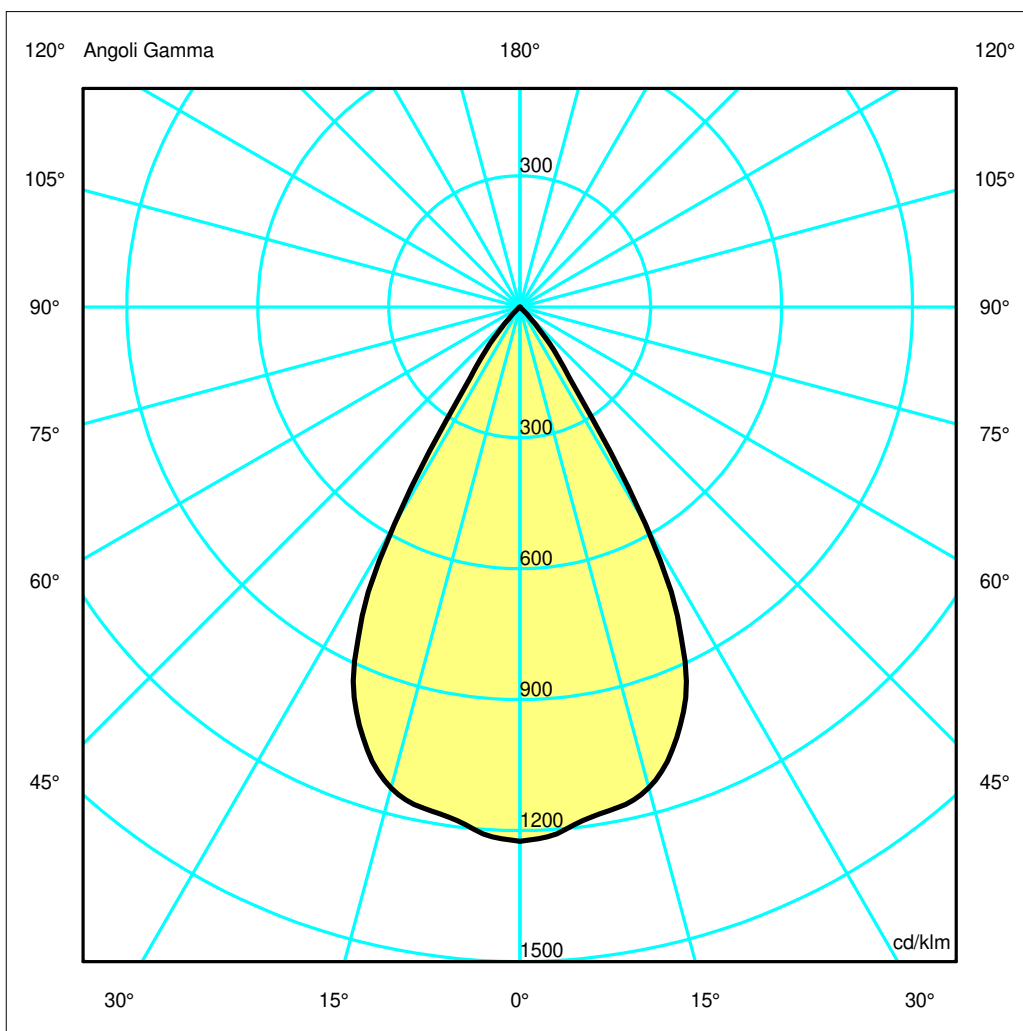
Semipiani C

180.0 — 0.0

ULOR 0.00 %

DLOR100.00 %

RN 0.00 %



Luminaire

Code AN21315
Name VECTOR 95 TRACK 927 WL ND BR.SILVER

Measurem.

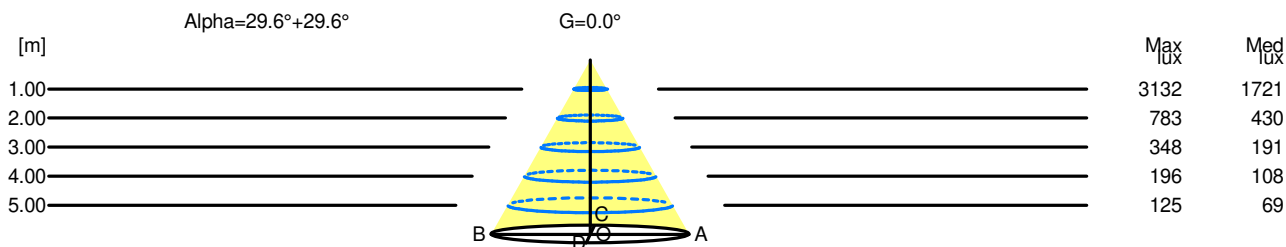
Code FTS1901054
Name VECTOR 95 TRACK 927 WL ND BR.SILVER

Luminaire Flux	2559.15 lm	Luminaire Power	30.00 W	Efficacy	85.30 lm/W	Efficiency	100.00%
Lamps Flux	2559.15 lm	Maximum value	1223.92 cd/klm	Position	C=0.00 G=0.00	CG	Rotosymmetrical
Round Luminaire Round Luminous Area		Diam. Diam.	95 mm 75 mm	Height Height	210 mm 0 mm		
Horizontal Luminous Area		0.004418 m2		Emitting area on Plane 180°		0.000000 m2	
Emitting area on Plane 0°		0.000000 m2		Emitting area on Plane 270°		0.000000 m2	
Emitting area on Plane 90°		0.000000 m2		Glare area at 76°		0.001069 m2	
Coordinate system		CG		Symmetry Type		Rotosymmetrical	
Date		27-03-2019		Maximum Gamma Angle		180	
Measurement Distance		0.00		Measurement Flux		2559.15 lm	
LED Flux=3300lm LED Power=27.5W Eff=78% EfcLed=120lm/W EfcLum=85lm/W CCT=2700K Ra=90 SDCM=3 L70(6K)=50000h							
C.I.E. F UTE	99	100	100	100	100	D DIN 5040 B NBN	A60 BZ 1

Width at 50.00 % of Max Intensity

H[m]	1.00	2.00	3.00	4.00	5.00	H[m]	1.00	2.00	3.00	4.00	5.00
OA	0.57	1.14	1.70	2.27	2.84	OC	0.57	1.14	1.70	2.27	2.84
OB	0.57	1.14	1.70	2.27	2.84	OD	0.57	1.14	1.70	2.27	2.84

	Luminous Intensities [cd/klm]									
	0	5	15	25	35	45	55	65	75	85
OA	3132.20	3074.71	2919.48	2292.91	509.25	27.01	2.86	1.49	0.98	0.49
OB	3132.20	3074.71	2919.48	2292.91	509.25	27.01	2.86	1.49	0.98	0.49
OC	3132.20	3074.71	2919.48	2292.91	509.25	27.01	2.86	1.49	0.98	0.49
OD	3132.20	3074.71	2919.48	2292.91	509.25	27.01	2.86	1.49	0.98	0.49



H[m]	D[m]	Max lux	Med lux	Alpha=29.6°+29.6°	G=0.0	
1.00	1.14	3132	1721			
2.00	2.27	783	430			
3.00	3.41	348	191			
4.00	4.54	196	108			
5.00	5.68	125	69			