

Luminaire

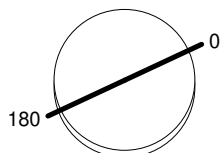
Code AN31715
Name VECTOR 95 TRACK 927 FL DALI EUTRAC BR.SILVER

Measurem.

Code FTS1901144
Name VECTOR 95 TRACK 927 FL DALI EUTRAC BR.SILVER

Luminaire Flux	2602.38 lm	Luminaire Power	30.00 W	Efficacy	86.75 lm/W	Efficiency	100.00%
Lamps Flux	2602.38 lm	Maximum value	4344.45 cd/klm	Position	C=0.00 G=0.00	CG	Rotosymmetrical
Round Luminaire Round Luminous Area		Diam. Diam.	95 mm 75 mm	Height Height	210 mm 0 mm		
Horizontal Luminous Area		0.004418 m2		Emitting area on Plane 180°		0.000000 m2	
Emitting area on Plane 0°		0.000000 m2		Emitting area on Plane 270°		0.000000 m2	
Emitting area on Plane 90°		0.000000 m2		Glare area at 76°		0.001069 m2	
Coordinate system		CG		Symmetry Type		Rotosymmetrical	
Date		02-04-2019		Maximum Gamma Angle		180	
Measurement Distance		0.00		Measurement Flux		2602.38 lm	
LED Flux=3300lm LED Power=27.5W Eff=79% EfcLed=120lm/W EfcLum=87lm/W CCT=2700K Ra=90 SDCM=3 L70(6K)=50000h							
C.I.E.	100	100	100	100	100	D DIN 5040	A60
F UTE	--					B NBN	BZ 1

Diam=95mm



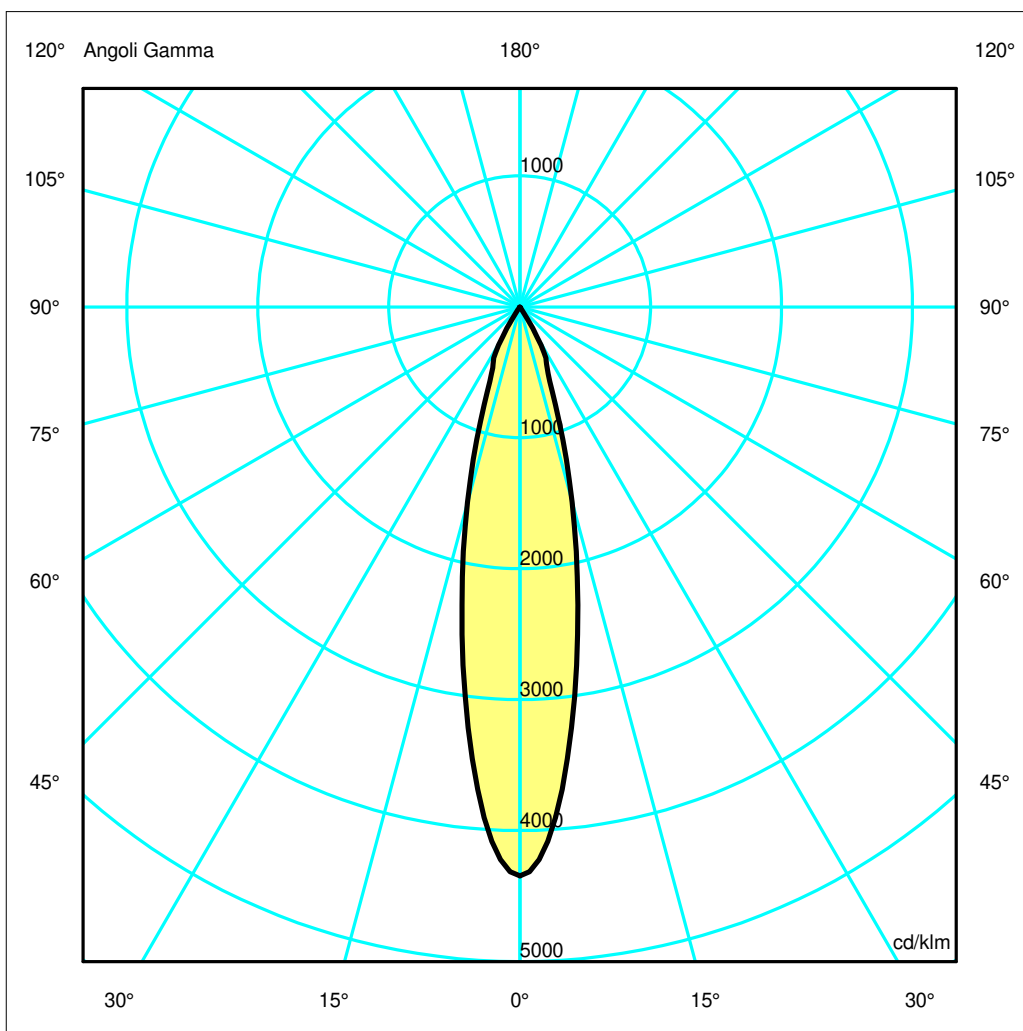
Semipiani C

180.0 — 0.0

ULOR 0.00 %

DLOR100.00 %

RN 0.00 %



Luminaire

Code AN31715
Name VECTOR 95 TRACK 927 FL DALI EUTRAC BR.SILVER

Measur.

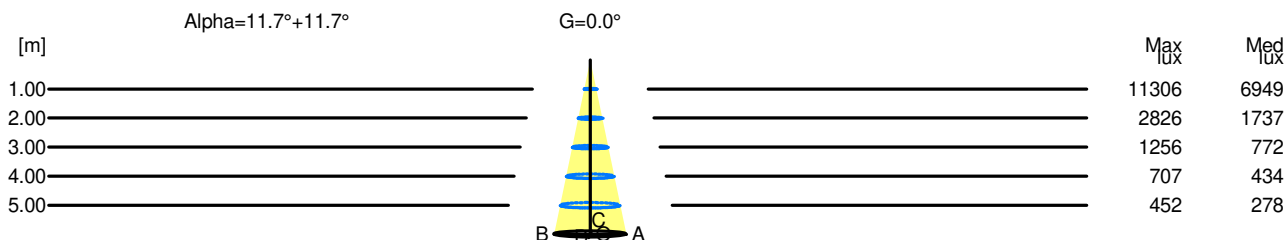
Code FTS1901144
Name VECTOR 95 TRACK 927 FL DALI EUTRAC BR.SILVER

Luminaire Flux	2602.38 lm	Luminaire Power	30.00 W	Efficacy	86.75 lm/W	Efficiency	100.00%
Lamps Flux	2602.38 lm	Maximum value	4344.45 cd/klm	Position	C=0.00 G=0.00	CG	Rotosymmetrical
Round Luminaire Round Luminous Area		Diam. Diam.	95 mm 75 mm	Height Height	210 mm 0 mm		
Horizontal Luminous Area		0.004418 m2		Emitting area on Plane 180°		0.000000 m2	
Emitting area on Plane 0°		0.000000 m2		Emitting area on Plane 270°		0.000000 m2	
Emitting area on Plane 90°		0.000000 m2		Glare area at 76°		0.001069 m2	
Coordinate system		CG		Symmetry Type		Rotosymmetrical	
Date		02-04-2019		Maximum Gamma Angle		180	
Measurement Distance		0.00		Measurement Flux		2602.38 lm	
LED Flux=3300lm LED Power=27.5W Eff=79% EfcLed=120lm/W EfcLum=87lm/W CCT=2700K Ra=90 SDCM=3 L70(6K)=50000h							
C.I.E. F UTE	100	100	100	100	100	D DIN 5040 B NBN	A60 BZ 1

Width at 50.00 % of Max Intensity

H[m]	1.00	2.00	3.00	4.00	5.00	H[m]	1.00	2.00	3.00	4.00	5.00
OA	0.21	0.41	0.62	0.83	1.04	OC	0.21	0.41	0.62	0.83	1.04
OB	0.21	0.41	0.62	0.83	1.04	OD	0.21	0.41	0.62	0.83	1.04

	Luminous Intensities [cd/klm]									
	0	5	15	25	35	45	55	65	75	85
OA	11305.91	9625.76	4020.90	1252.06	32.55	5.60	2.40	1.44	0.91	0.47
OB	11305.91	9625.76	4020.90	1252.06	32.55	5.60	2.40	1.44	0.91	0.47
OC	11305.91	9625.76	4020.90	1252.06	32.55	5.60	2.40	1.44	0.91	0.47
OD	11305.91	9625.76	4020.90	1252.06	32.55	5.60	2.40	1.44	0.91	0.47



H[m]	D[m]	Max lux	Med lux	Alpha=11.7°+11.7°	G=0.0
1.00	0.41	11306	6949		
2.00	0.83	2826	1737		
3.00	1.24	1256	772		
4.00	1.66	707	434		
5.00	2.07	452	278		