

Luminaire

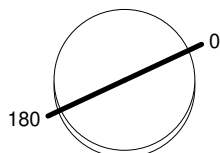
Code AN31604
Name VECTOR 95 TRACK 927 SP DALI EUTRAC NRO

Measurem.

Code FTS1901125
Name VECTOR 95 TRACK 927 SP DALI EUTRAC NRO

Luminaire Flux	2590.17 lm	Luminaire Power	30.00 W	Efficacy	86.34 lm/W	Efficiency	100.00%
Lamps Flux	2590.17 lm	Maximum value	8143.64 cd/klm	Position	C=0.00 G=0.00	CG	Rotosymmetrical
Round Luminaire Round Luminous Area		Diam. Diam.	95 mm 75 mm	Height Height	210 mm 0 mm		
Horizontal Luminous Area		0.004418 m2		Emitting area on Plane 180°		0.000000 m2	
Emitting area on Plane 0°		0.000000 m2		Emitting area on Plane 270°		0.000000 m2	
Emitting area on Plane 90°		0.000000 m2		Glare area at 76°		0.001069 m2	
Coordinate system		CG		Symmetry Type		Rotosymmetrical	
Date		27-03-2019		Maximum Gamma Angle		180	
Measurement Distance		0.00		Measurement Flux		2590.17 lm	
LED Flux=3300lm LED Power=27.5W Eff=78% EfcLed=120lm/W EfcLum=86lm/W CCT=2700K Ra=90 SDCM=3 L70(6K)=50000h							
C.I.E.	100	100	100	100	100	D DIN 5040	A60
F UTE	--					B NBN	BZ 1

Diam=95mm



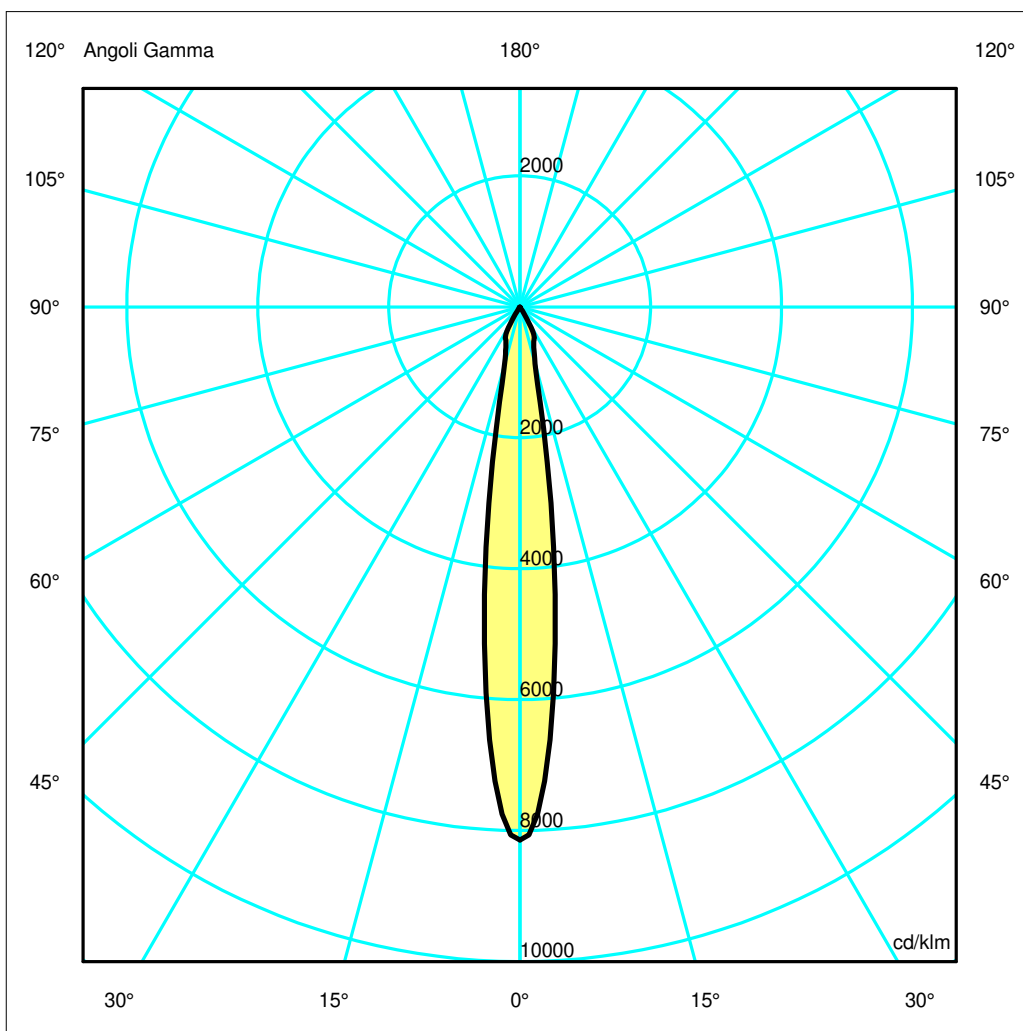
Semipiani C

180.0 — 0.0

ULOR 0.00 %

DLOR100.00 %

RN 0.00 %



Luminaire

Code AN31604
Name VECTOR 95 TRACK 927 SP DALI EUTRAC NRO

Measur.

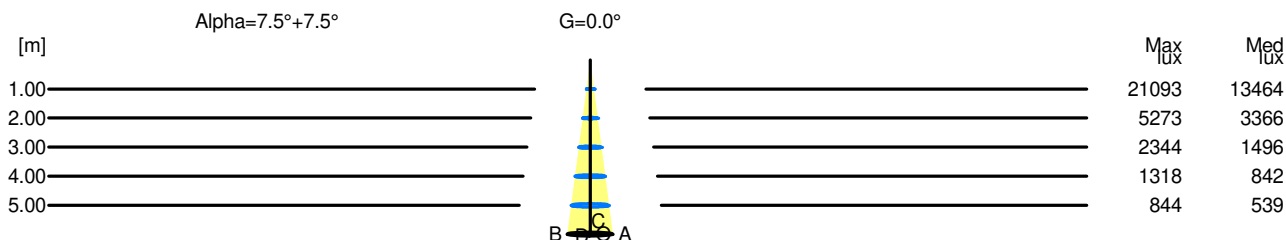
Code FTS1901125
Name VECTOR 95 TRACK 927 SP DALI EUTRAC NRO

Luminaire Flux	2590.17 lm	Luminaire Power	30.00 W	Efficacy	86.34 lm/W	Efficiency	100.00%
Lamps Flux	2590.17 lm	Maximum value	8143.64 cd/klm	Position	C=0.00 G=0.00	CG	Rotosymmetrical
Round Luminaire		Diam.	95 mm	Height	210 mm		
Round Luminous Area		Diam.	75 mm	Height	0 mm		
Horizontal Luminous Area		0.004418 m2		Emitting area on Plane 180°		0.000000 m2	
Emitting area on Plane 0°		0.000000 m2		Emitting area on Plane 270°		0.000000 m2	
Emitting area on Plane 90°		0.000000 m2		Glare area at 76°		0.001069 m2	
Coordinate system		CG		Symmetry Type		Rotosymmetrical	
Date		27-03-2019		Maximum Gamma Angle		180	
Measurement Distance		0.00		Measurement Flux		2590.17 lm	
LED Flux=3300lm LED Power=27.5W Eff=78% EfcLed=120lm/W EfcLum=86lm/W CCT=2700K Ra=90 SDCM=3 L70(6K)=50000h							
C.I.E.	100	100	100	100	100	D DIN 5040	A60
F UTE	--					B NBN	BZ 1

Width at 50.00 % of Max Intensity

H[m]	1.00	2.00	3.00	4.00	5.00	H[m]	1.00	2.00	3.00	4.00	5.00
OA	0.13	0.26	0.39	0.53	0.66	OC	0.13	0.26	0.39	0.53	0.66
OB	0.13	0.26	0.39	0.53	0.66	OD	0.13	0.26	0.39	0.53	0.66

	Luminous Intensities [cd/klm]									
	0	5	15	25	35	45	55	65	75	85
OA	21093.41	15321.89	2321.89	1352.61	39.97	5.84	2.38	1.46	0.85	0.44
OB	21093.41	15321.89	2321.89	1352.61	39.97	5.84	2.38	1.46	0.85	0.44
OC	21093.41	15321.89	2321.89	1352.61	39.97	5.84	2.38	1.46	0.85	0.44
OD	21093.41	15321.89	2321.89	1352.61	39.97	5.84	2.38	1.46	0.85	0.44



H[m]	D[m]	Max lux	Med lux	Alpha=7.5°+7.5°	G=0.0
1.00	0.26	21093	13464		
2.00	0.53	5273	3366		
3.00	0.79	2344	1496		
4.00	1.05	1318	842		
5.00	1.32	844	539		