

Luminaire

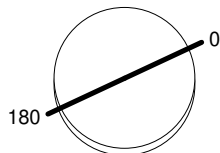
Code AN21120+M056807
Name VECTOR 95 TRACK 927 SP ND BR.BRONZE + soft filter

Measurem.

Code FTS1901182
Name VECTOR 95 TRACK 927 SP ND BR.BRONZE + soft filter

Luminaire Flux	2092.20 lm	Luminaire Power	30.00 W	Efficacy	69.74 lm/W	Efficiency	100.00%
Lamps Flux	2092.20 lm	Maximum value	3090.82 cd/klm	Position	C=0.00 G=0.00	CG	Rotosymmetrical
Round Luminaire Round Luminous Area		Diam. Diam.	95 mm 75 mm	Height Height	210 mm 0 mm		
Horizontal Luminous Area		0.004418 m2		Emitting area on Plane 180°		0.000000 m2	
Emitting area on Plane 0°		0.000000 m2		Emitting area on Plane 270°		0.000000 m2	
Emitting area on Plane 90°		0.000000 m2		Glare area at 76°		0.001069 m2	
Coordinate system		CG		Symmetry Type		Rotosymmetrical	
Date		01-04-2019		Maximum Gamma Angle		180	
Measurement Distance		0.00		Measurement Flux		2092.20 lm	
LED Flux=3300lm LED Power=27.5W Eff=63% EfcLed=120lm/W EfcLum=70lm/W CCT=2700K Ra=90 SDCM=3 L70(6K)=50000h							
C.I.E.	97	99	100	100	100	D DIN 5040	A60
F UTE	--					B NBN	BZ 1

Diam=95mm



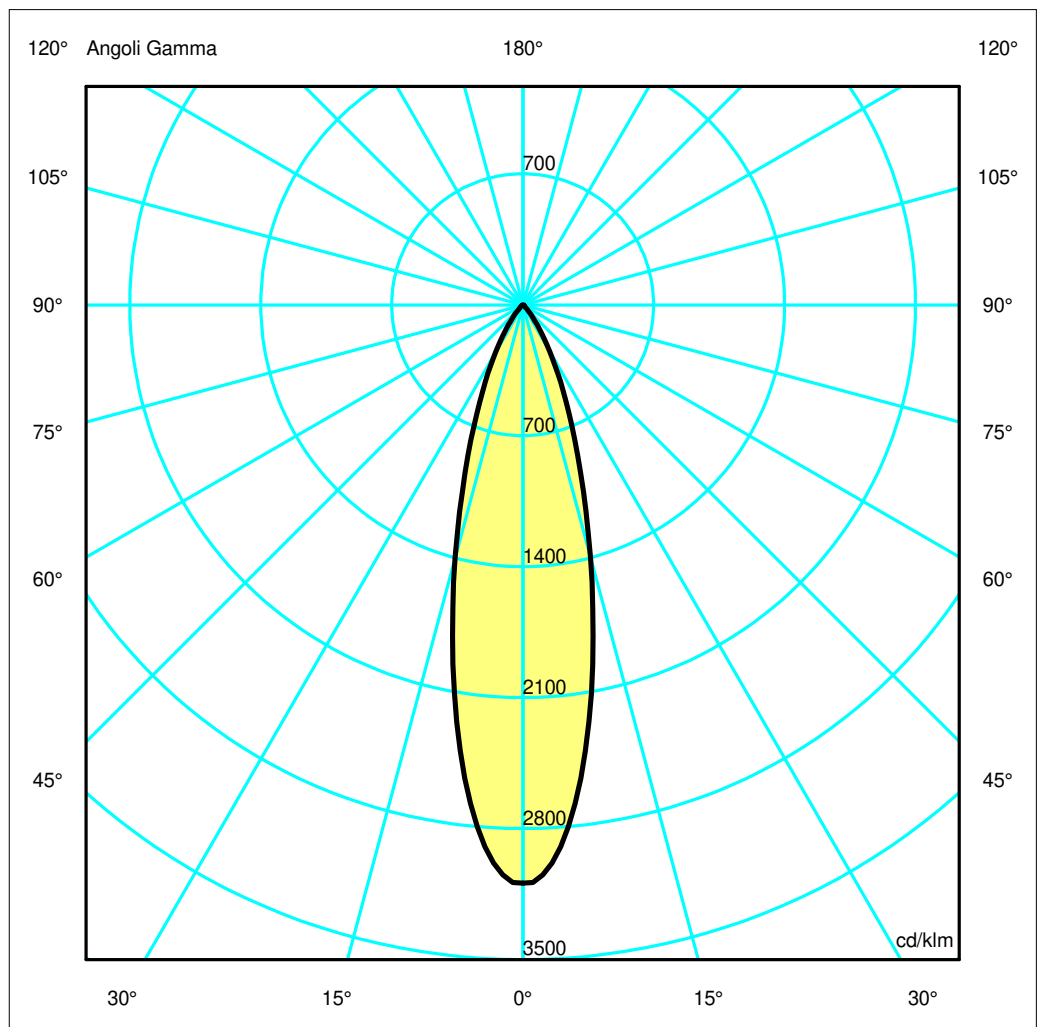
Semipiani C

180.0 — 0.0

ULOR 0.00 %

DLOR100.00 %

RN 0.00 %



Luminaire

Code AN21120+M056807
Name VECTOR 95 TRACK 927 SP ND BR.BRONZE + soft filter

Measur.

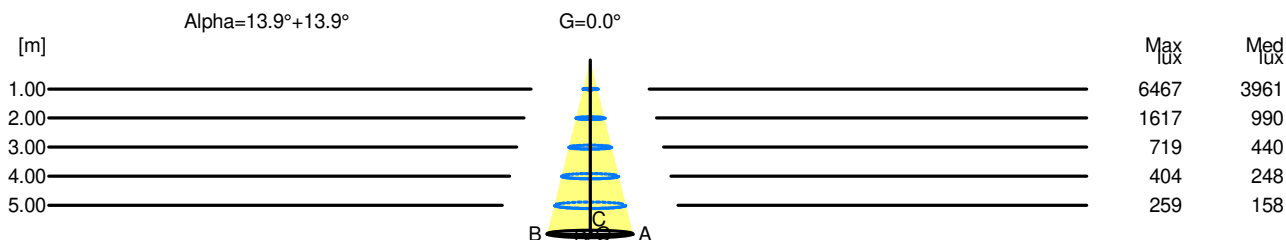
Code FTS1901182
Name VECTOR 95 TRACK 927 SP ND BR.BRONZE + soft filter

Luminaire Flux	2092.20 lm	Luminaire Power	30.00 W	Efficacy	69.74 lm/W	Efficiency	100.00%
Lamps Flux	2092.20 lm	Maximum value	3090.82 cd/klm	Position	C=0.00 G=0.00	CG	Rotosymmetrical
Round Luminaire		Diam.	95 mm	Height	210 mm		
Round Luminous Area		Diam.	75 mm	Height	0 mm		
Horizontal Luminous Area		0.004418 m2		Emitting area on Plane 180°		0.000000 m2	
Emitting area on Plane 0°		0.000000 m2		Emitting area on Plane 270°		0.000000 m2	
Emitting area on Plane 90°		0.000000 m2		Glare area at 76°		0.001069 m2	
Coordinate system		CG		Symmetry Type		Rotosymmetrical	
Date		01-04-2019		Maximum Gamma Angle		180	
Measurement Distance		0.00		Measurement Flux		2092.20 lm	
LED Flux=3300lm LED Power=27.5W Eff=63% EfcLed=120lm/W EfcLum=70lm/W CCT=2700K Ra=90 SDCM=3 L70(6K)=50000h							
C.I.E.	97	99	100	100	100	D DIN 5040	A60
F UTE	--					B NBN	BZ 1

Width at 50.00 % of Max Intensity

H[m]	1.00	2.00	3.00	4.00	5.00	H[m]	1.00	2.00	3.00	4.00	5.00
OA	0.25	0.49	0.74	0.99	1.24	OC	0.25	0.49	0.74	0.99	1.24
OB	0.25	0.49	0.74	0.99	1.24	OD	0.25	0.49	0.74	0.99	1.24

	Luminous Intensities [cd/klm]									
	0	5	15	25	35	45	55	65	75	85
OA	6466.62	5856.65	2923.45	1067.88	307.37	56.04	16.54	7.82	3.07	0.48
OB	6466.62	5856.65	2923.45	1067.88	307.37	56.04	16.54	7.82	3.07	0.48
OC	6466.62	5856.65	2923.45	1067.88	307.37	56.04	16.54	7.82	3.07	0.48
OD	6466.62	5856.65	2923.45	1067.88	307.37	56.04	16.54	7.82	3.07	0.48



H[m]	D[m]	Max lux	Med lux	Alpha=13.9°+13.9°	G=0.0
1.00	0.49	6467	3961		
2.00	0.99	1617	990		
3.00	1.48	719	440		
4.00	1.98	404	248		
5.00	2.47	259	158		