

## Luminaire

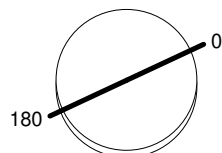
Code AN21120  
Name VECTOR 95 TRACK 927 SP ND BR.BRONZE

## Measurem.

Code FTS1901020  
Name VECTOR 95 TRACK 927 SP ND BR.BRONZE

Luminaire Flux	2590.17 lm	Luminaire Power	30.00 W	Efficacy	86.34 lm/W	Efficiency	100.00%
Lamps Flux	2590.17 lm	Maximum value	8143.64 cd/klm	Position	C=0.00 G=0.00	CG	Rotosymmetrical
Round Luminaire Round Luminous Area		Diam. Diam.	95 mm 75 mm	Height Height	210 mm 0 mm		
Horizontal Luminous Area		0.004418 m2		Emitting area on Plane 180°		0.000000 m2	
Emitting area on Plane 0°		0.000000 m2		Emitting area on Plane 270°		0.000000 m2	
Emitting area on Plane 90°		0.000000 m2		Glare area at 76°		0.001069 m2	
Coordinate system		CG		Symmetry Type		Rotosymmetrical	
Date		27-03-2019		Maximum Gamma Angle		180	
Measurement Distance		0.00		Measurement Flux		2590.17 lm	
LED Flux=3300lm LED Power=27.5W Eff=78% EfcLed=120lm/W EfcLum=86lm/W CCT=2700K Ra=90 SDCM=3 L70(6K)=50000h							
C.I.E.	100	100	100	100	100	D DIN 5040	A60
F UTE	--					B NBN	BZ 1

Diam=95mm



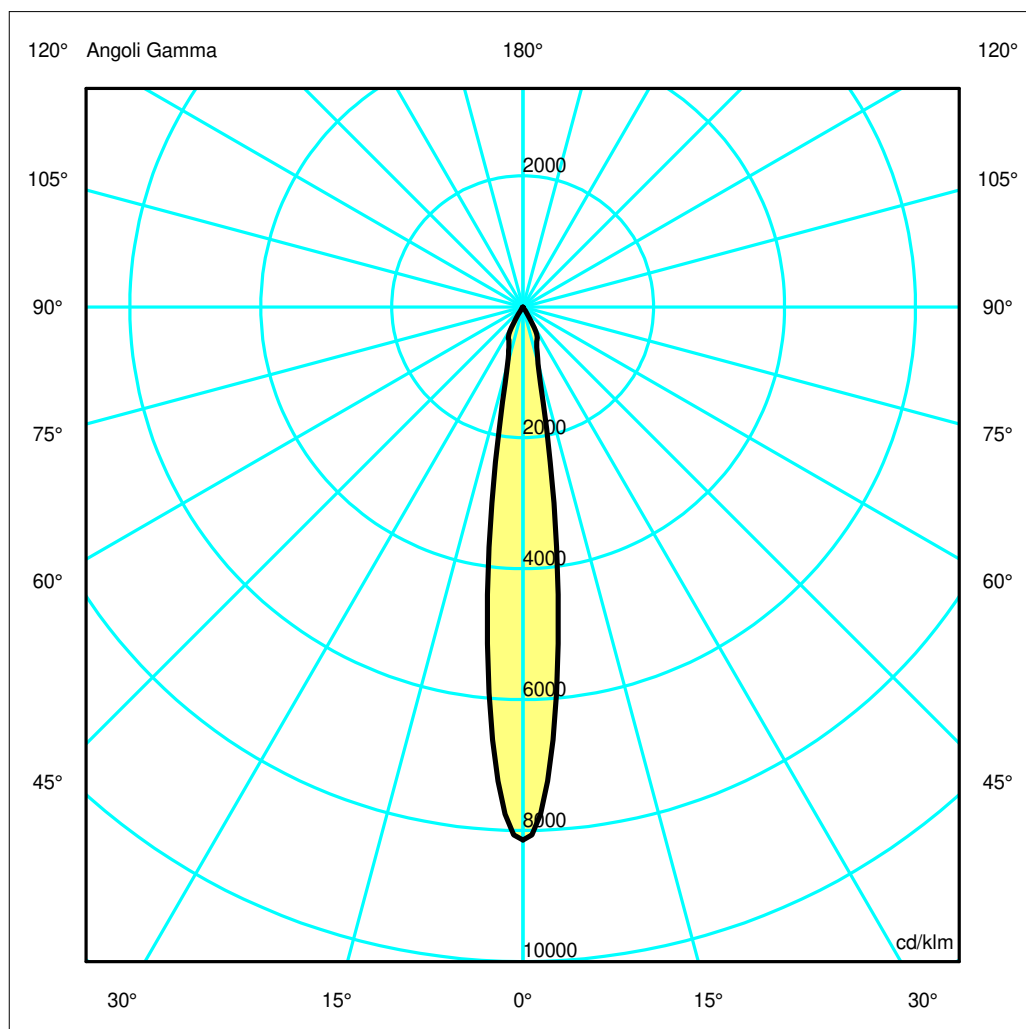
Semipiani C

180.0 — 0.0

ULOR 0.00 %

DLOR100.00 %

RN 0.00 %



## Luminaire

Code AN21120  
Name VECTOR 95 TRACK 927 SP ND BR.BRONZE

## Measur.

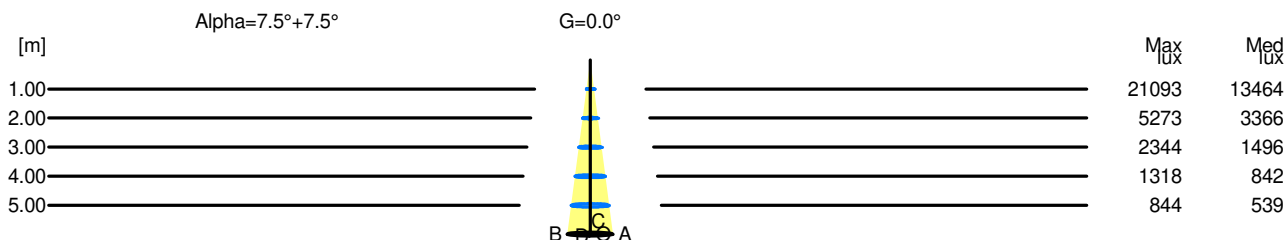
Code FTS1901020  
Name VECTOR 95 TRACK 927 SP ND BR.BRONZE

Luminaire Flux	2590.17 lm	Luminaire Power	30.00 W	Efficacy	86.34 lm/W	Efficiency	100.00%
Lamps Flux	2590.17 lm	Maximum value	8143.64 cd/klm	Position	C=0.00 G=0.00	CG	Rotosymmetrical
Round Luminaire Round Luminous Area		Diam. Diam.	95 mm 75 mm	Height Height	210 mm 0 mm		
Horizontal Luminous Area		0.004418 m2		Emitting area on Plane 180°		0.000000 m2	
Emitting area on Plane 0°		0.000000 m2		Emitting area on Plane 270°		0.000000 m2	
Emitting area on Plane 90°		0.000000 m2		Glare area at 76°		0.001069 m2	
Coordinate system		CG		Symmetry Type		Rotosymmetrical	
Date		27-03-2019		Maximum Gamma Angle		180	
Measurement Distance		0.00		Measurement Flux		2590.17 lm	
LED Flux=3300lm LED Power=27.5W Eff=78% EfcLed=120lm/W EfcLum=86lm/W CCT=2700K Ra=90 SDCM=3 L70(6K)=50000h							
C.I.E. F UTE	100	100	100	100	100	D DIN 5040 B NBN	A60 BZ 1

Width at 50.00 % of Max Intensity

H[m]	1.00	2.00	3.00	4.00	5.00	H[m]	1.00	2.00	3.00	4.00	5.00
OA	0.13	0.26	0.39	0.53	0.66	OC	0.13	0.26	0.39	0.53	0.66
OB	0.13	0.26	0.39	0.53	0.66	OD	0.13	0.26	0.39	0.53	0.66

	Luminous Intensities [ cd/klm]									
	0	5	15	25	35	45	55	65	75	85
OA	21093.41	15321.89	2321.89	1352.61	39.97	5.84	2.38	1.46	0.85	0.44
OB	21093.41	15321.89	2321.89	1352.61	39.97	5.84	2.38	1.46	0.85	0.44
OC	21093.41	15321.89	2321.89	1352.61	39.97	5.84	2.38	1.46	0.85	0.44
OD	21093.41	15321.89	2321.89	1352.61	39.97	5.84	2.38	1.46	0.85	0.44



H[m]	D[m]	Max lux	Med lux	Alpha=7.5°+7.5°	G=0.0
1.00	0.26	21093	13464		
2.00	0.53	5273	3366		
3.00	0.79	2344	1496		
4.00	1.05	1318	842		
5.00	1.32	844	539		