

## Luminaire

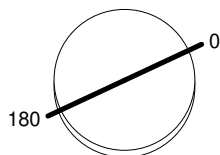
Code AN21201  
Name VECTOR 95 TRACK 927 FL ND BCO

## Measurem.

Code FTS1901033  
Name VECTOR 95 TRACK 927 FL ND BCO

Luminaire Flux	2602.38 lm	Luminaire Power	30.00 W	Efficacy	86.75 lm/W	Efficiency	100.00%
Lamps Flux	2602.38 lm	Maximum value	4344.45 cd/klm	Position	C=0.00 G=0.00	CG	Rotosymmetrical
Round Luminaire Round Luminous Area		Diam. Diam.	95 mm 75 mm	Height Height	210 mm 0 mm		
Horizontal Luminous Area		0.004418 m2		Emitting area on Plane 180°		0.000000 m2	
Emitting area on Plane 0°		0.000000 m2		Emitting area on Plane 270°		0.000000 m2	
Emitting area on Plane 90°		0.000000 m2		Glare area at 76°		0.001069 m2	
Coordinate system		CG		Symmetry Type		Rotosymmetrical	
Date		02-04-2019		Maximum Gamma Angle		180	
Measurement Distance		0.00		Measurement Flux		2602.38 lm	
LED Flux=3300lm LED Power=27.5W Eff=79% EfcLed=120lm/W EfcLum=87lm/W CCT=2700K Ra=90 SDCM=3 L70(6K)=50000h							
C.I.E.	100	100	100	100	100	D DIN 5040	A60
F UTE	--					B NBN	BZ 1

Diam=95mm



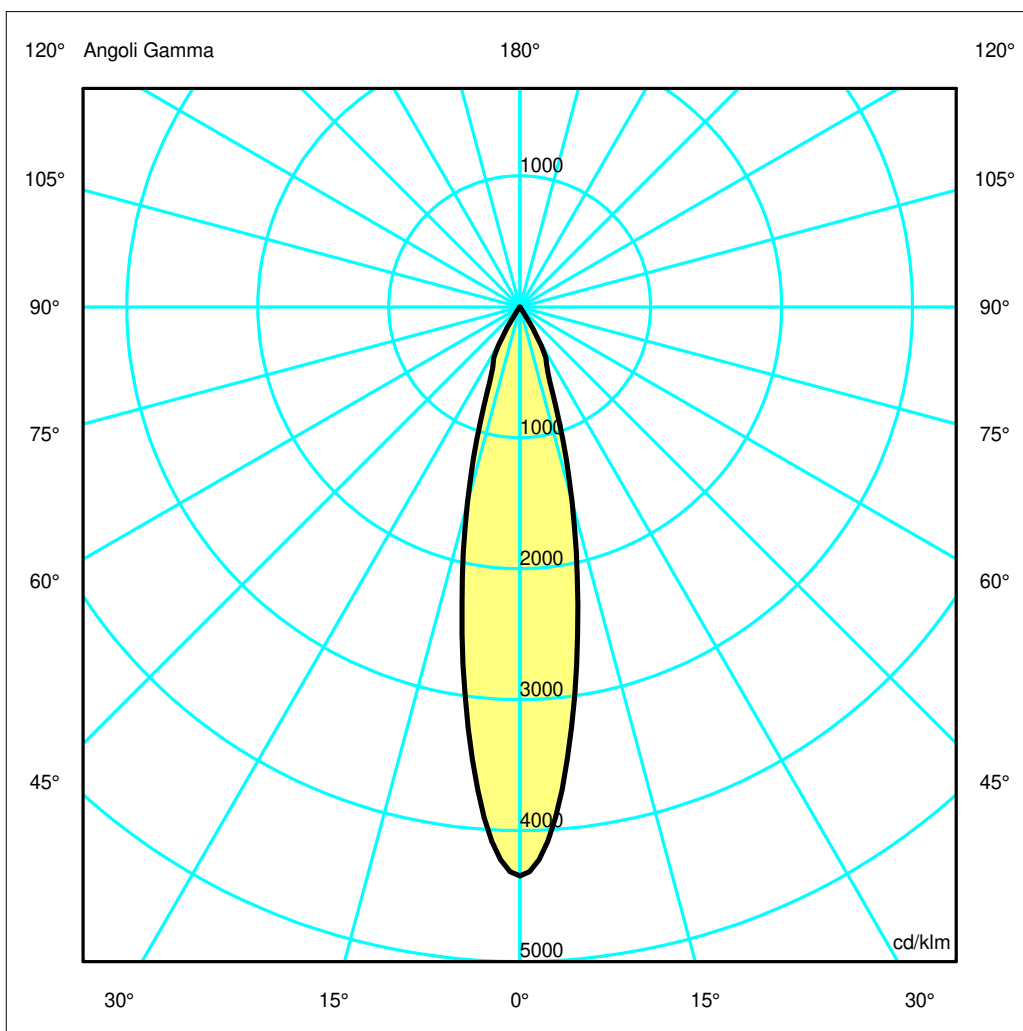
Semipiani C

180.0 — 0.0

ULOR 0.00 %

DLOR100.00 %

RN 0.00 %



## Luminaire

Code AN21201  
Name VECTOR 95 TRACK 927 FL ND BCO

## Measur.

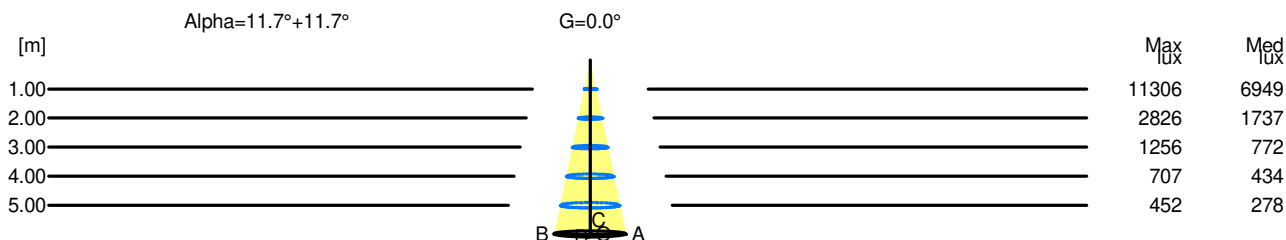
Code FTS1901033  
Name VECTOR 95 TRACK 927 FL ND BCO

Luminaire Flux	2602.38 lm	Luminaire Power	30.00 W	Efficacy	86.75 lm/W	Efficiency	100.00%
Lamps Flux	2602.38 lm	Maximum value	4344.45 cd/klm	Position	C=0.00 G=0.00	CG	Rotosymmetrical
Round Luminaire Round Luminous Area		Diam. Diam.	95 mm 75 mm	Height Height	210 mm 0 mm		
Horizontal Luminous Area		0.004418 m2		Emitting area on Plane 180°		0.000000 m2	
Emitting area on Plane 0°		0.000000 m2		Emitting area on Plane 270°		0.000000 m2	
Emitting area on Plane 90°		0.000000 m2		Glare area at 76°		0.001069 m2	
Coordinate system		CG		Symmetry Type		Rotosymmetrical	
Date		02-04-2019		Maximum Gamma Angle		180	
Measurement Distance		0.00		Measurement Flux		2602.38 lm	
LED Flux=3300lm LED Power=27.5W Eff=79% EfcLed=120lm/W EfcLum=87lm/W CCT=2700K Ra=90 SDCM=3 L70(6K)=50000h							
C.I.E. F UTE	100	100	100	100	100	D DIN 5040 B NBN	A60 BZ 1

Width at 50.00 % of Max Intensity

H[m]	1.00	2.00	3.00	4.00	5.00	H[m]	1.00	2.00	3.00	4.00	5.00
OA	0.21	0.41	0.62	0.83	1.04	OC	0.21	0.41	0.62	0.83	1.04
OB	0.21	0.41	0.62	0.83	1.04	OD	0.21	0.41	0.62	0.83	1.04

				Luminous Intensities [ cd/klm]							
	0	5	15	25	35	45	55	65	75	85	
OA	11305.91	9625.76	4020.90	1252.06	32.55	5.60	2.40	1.44	0.91	0.47	
OB	11305.91	9625.76	4020.90	1252.06	32.55	5.60	2.40	1.44	0.91	0.47	
OC	11305.91	9625.76	4020.90	1252.06	32.55	5.60	2.40	1.44	0.91	0.47	
OD	11305.91	9625.76	4020.90	1252.06	32.55	5.60	2.40	1.44	0.91	0.47	



H[m]	D[m]	Max lux	Med lux	Alpha=11.7°+11.7°	G=0.0
1.00	0.41	11306	6949		
2.00	0.83	2826	1737		
3.00	1.24	1256	772		
4.00	1.66	707	434		
5.00	2.07	452	278		