

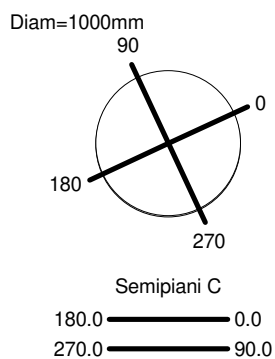
Luminaire

Code 1993360A
Name DISCOVERY VERTICAL 100 RGB+W BZO

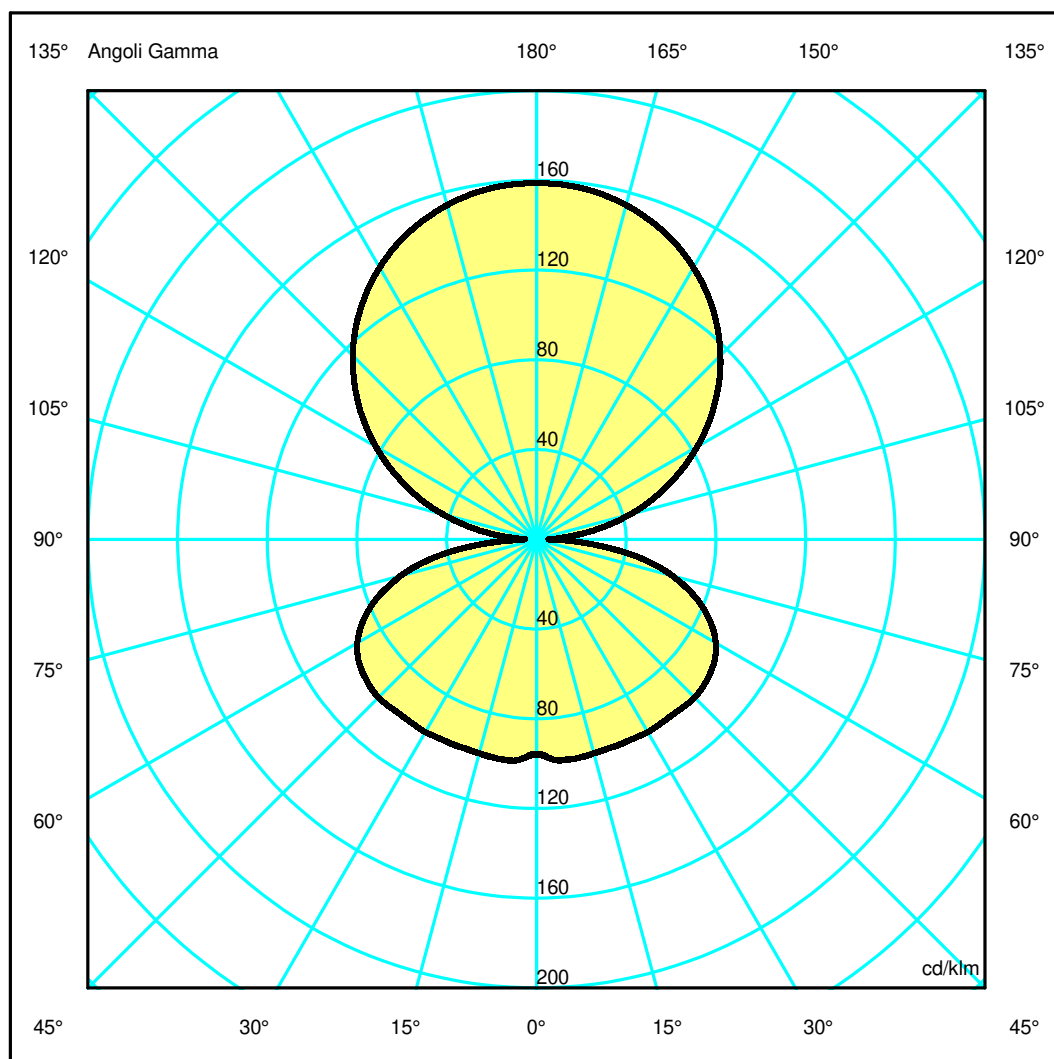
Measurement

Code FTS2000419
Name DISCOVERY VERTICAL 100 RGB+W BZO

Luminaire Flux	3140 lm	Luminaire Power	59.0 W	Efficacy	53.220 lm/W	Efficiency	100.00%
Source Flux	3140 lm	Maximum value	158.85 cd/klm	Position	C=0.00 G=180.00	CG	Asymmetrical
Round Luminaire		Diam.	1000 mm	Height	17 mm		
Round Luminous Area		Diam.	950 mm	Height	0 mm		
Horizontal Luminous Area		0.708822 m ²		Emitting area on Plane 180°		0.000000 m ²	
Emitting area on Plane 0°		0.000000 m ²		Emitting area on Plane 270°		0.000000 m ²	
Emitting area on Plane 90°		0.000000 m ²		Glare area at 76°		0.171480 m ²	
Coordinate system		CG		Symmetry Type		Asymmetrical	
Date		01-12-2021		Maximum Gamma Angle		180	
Measurement Distance		0.00		Measurement Flux		3140 lm	
LED Flux=4871lm LED Power=49W Eff=64% EfcLed=99lm/W EfcLum=53lm/W CCT=3880K Ra=80 SDCM=5 L70(6K)=60000 h							
C.I.E.	32 64 89 49 100			D DIN 5040		C22	
F UTE	0.49 I + 0.51 T			B NBN		BZ 6	



ULOR 51.45 %
DLOR 48.55 %
RN 51.45 %



Luminaire

Code 1993360A
Name DISCOVERY VERTICAL 100 RGB+W BZO

Measurem.

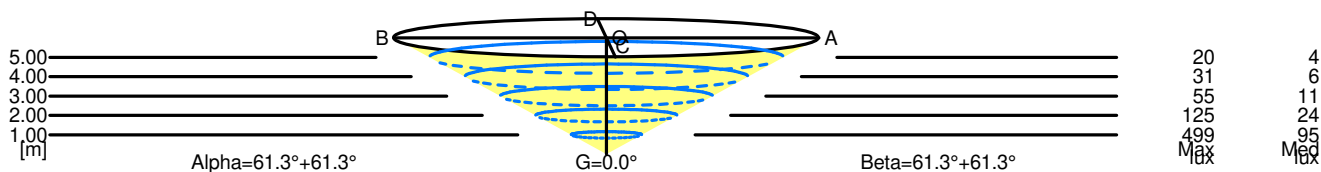
Code FTS2000419
Name DISCOVERY VERTICAL 100 RGB+W BZO

Luminaire Flux	3140 lm	Luminaire Power	59.0 W	Efficacy	53.220 lm/W	Efficiency	100.00%
Source Flux	3140 lm	Maximum value	158.85 cd/klm	Position	C=0.00 G=180.00	CG	Asymmetrical
Round Luminaire		Diam.	1000 mm	Height	17 mm		
Round Luminous Area		Diam.	950 mm	Height	0 mm		
Horizontal Luminous Area		0.708822 m2		Emitting area on Plane 180°		0.000000 m2	
Emitting area on Plane 0°		0.000000 m2		Emitting area on Plane 270°		0.000000 m2	
Emitting area on Plane 90°		0.000000 m2		Glare area at 76°		0.171480 m2	
Coordinate system		CG		Symmetry Type		Asymmetrical	
Date		01-12-2021		Maximum Gamma Angle		180	
Measurement Distance		0.00		Measurement Flux		3140 lm	
LED Flux=4871lm LED Power=49W Eff=64% EfcLed=99lm/W EfcLum=53lm/W CCT=3880K Ra=80 SDCM=5 L70(6K)=60000 h							
C.I.E.	32 64 89 49 100			D DIN 5040	C22		
F UTE	0.49 I + 0.51 T			B NBN	BZ 6		

Width at 50.00 % of Max Intensity

H[m]	1.00	2.00	3.00	4.00	5.00	H[m]	1.00	2.00	3.00	4.00	5.00
OA	1.83	3.66	5.49	7.31	9.14	OC	1.83	3.66	5.49	7.31	9.14
OB	1.83	3.66	5.49	7.31	9.14	OD	1.83	3.66	5.49	7.31	9.14

	Luminous Intensities [cd/klm]									
	0	5	15	25	35	45	55	65	75	85
OA	498.80	497.58	484.42	457.81	417.59	363.87	297.27	220.16	136.14	45.49
OB	498.80	497.58	484.42	457.81	417.59	363.87	297.27	220.16	136.14	45.49
OC	498.80	497.58	484.42	457.81	417.59	363.87	297.27	220.16	136.14	45.49
OD	498.80	497.58	484.42	457.81	417.59	363.87	297.27	220.16	136.14	45.49



5.00	18.28	20	4		
4.00	14.63	31	6		
3.00	10.97	55	11		
2.00	7.31	125	24		
1.00	3.66	499	95		
H[m]	D[m]	Max lux	Med lux	Alpha=61.3°+61.3°	G=0.0

5.00	18.29	20	4		
4.00	14.63	31	6		
3.00	10.97	55	11		
2.00	7.31	125	24		
1.00	3.66	499	95		
H[m]	D[m]	Max lux	Med lux	Beta=61.3°+61.3°	G=0.0