

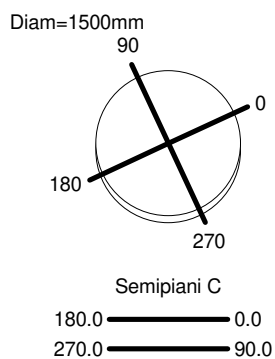
Luminaire

Code 1558010A
Name VEIL GREY

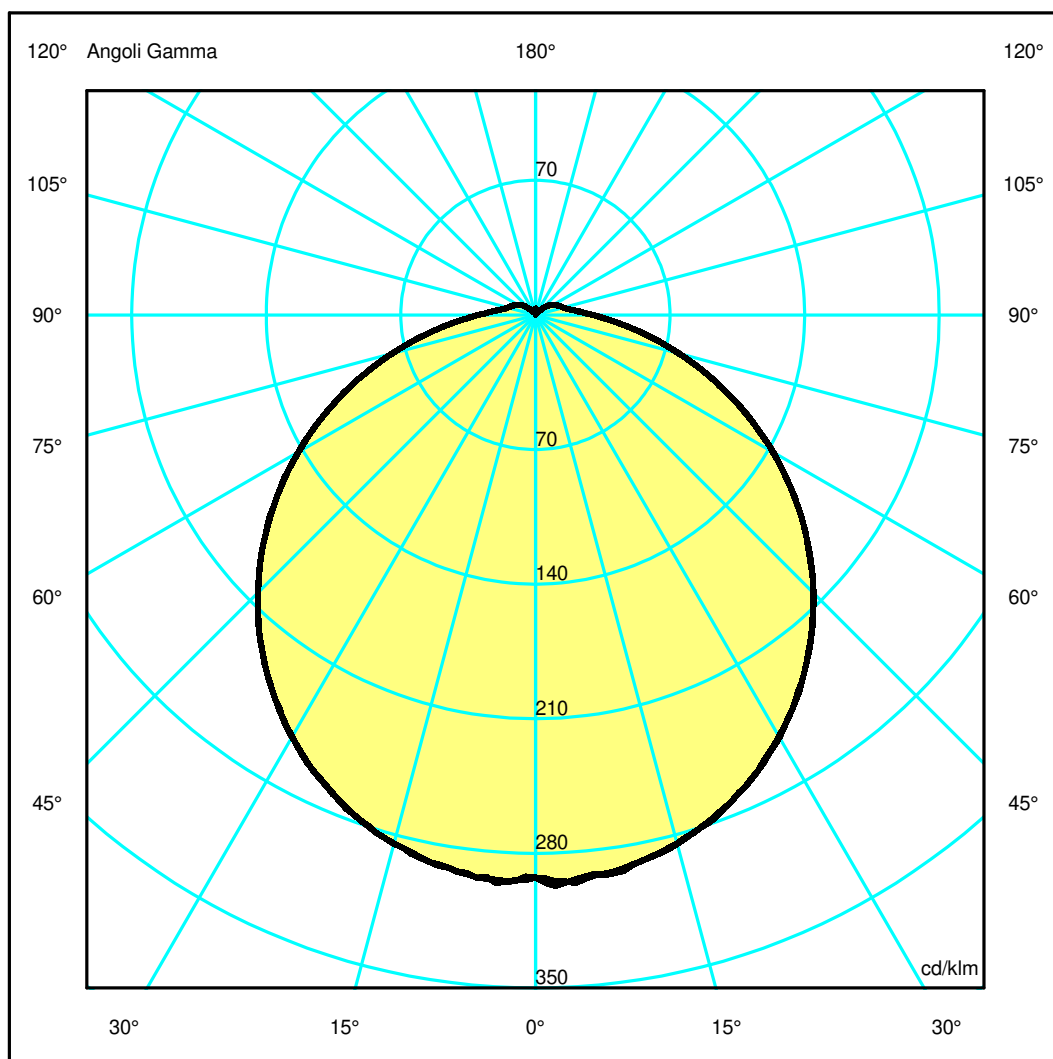
Measurment.

Code FTS2600122
Name VEIL GREY

Luminaire Flux	4192 lm	Luminaire Power	0.0 W	Efficacy	---	Efficiency	100.00%
Source Flux	4192 lm	Maximum value	299.02 cd/klm	Position	C=136.00 G=1.00	CG Asymmetrical	
Round Luminaire		Diam.	1500 mm	Height	335 mm		
Round Luminous Area		Diam.	1500 mm	Height	0 mm		
Horizontal Luminous Area		1.767146 m2		Emitting area on Plane 180°		0.000000 m2	
Emitting area on Plane 0°		0.000000 m2		Emitting area on Plane 270°		0.000000 m2	
Emitting area on Plane 90°		0.000000 m2		Glare area at 76°		0.427511 m2	
Coordinate system		CG		Symmetry Type		Asymmetrical	
Date		06-05-2026		Maximum Gamma Angle		180	
Measurement Distance		0.00		Measurement Flux		4192 lm	
LED Flux=11579lm LED Power=62.6W Eff=36.2% EfcLed=185lm/W EfcLum=56.9m/W CCT=3000K Ra=90 R9=50 SDCM=2 L70(9k)>36000h							
C.I.E.	43 73 92 93 100			D DIN 5040		A31	
F UTE	0.93 G + 0.07 T			B NBN		BZ 5	



ULOR 6.79 %
DLOR 93.21 %
RN 6.79 %



Luminaire

Code 1558010A
Name VEIL GREY

Measurem.

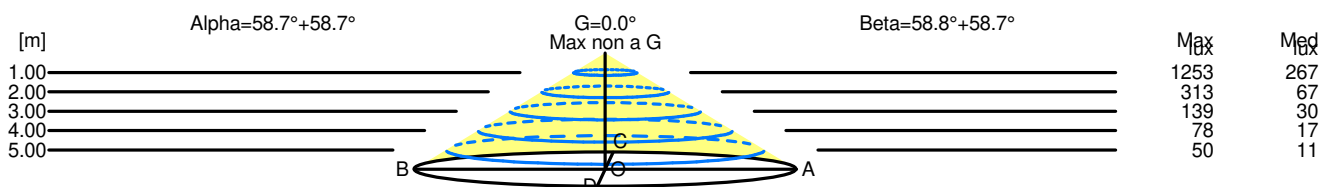
Code FTS2600122
Name VEIL GREY

Luminaire Flux	4192 lm	Luminaire Power	0.0 W	Efficacy	---	Efficiency	100.00%
Source Flux	4192 lm	Maximum value	299.02 cd/klm	Position	C=136.00 G=1.00	CG Asymmetrical	
Round Luminaire		Diam.	1500 mm	Height	335 mm		
Round Luminous Area		Diam.	1500 mm	Height	0 mm		
Horizontal Luminous Area		1.767146 m2		Emitting area on Plane 180°		0.000000 m2	
Emitting area on Plane 0°		0.000000 m2		Emitting area on Plane 270°		0.000000 m2	
Emitting area on Plane 90°		0.000000 m2		Glare area at 76°		0.427511 m2	
Coordinate system		CG		Symmetry Type		Asymmetrical	
Date		06-05-2026		Maximum Gamma Angle		180	
Measurement Distance		0.00		Measurement Flux		4192 lm	
LED Flux=11579lm LED Power=62.6W Eff=36.2% EfcLed=185lm/W EfcLum=56.9m/W CCT=3000K Ra=90 R9=50 SDCM=2 L70(9k)>36000h							
C.I.E.	43 73 92 93 100			D DIN 5040		A31	
F UTE	0.93 G + 0.07 T			B NBN		BZ 5	

Width at 50.00 % of Max Intensity

H[m]	1.00	2.00	3.00	4.00	5.00	H[m]	1.00	2.00	3.00	4.00	5.00
OA	1.65	3.29	4.94	6.58	8.23	OC	1.65	3.30	4.95	6.60	8.25
OB	1.64	3.29	4.93	6.57	8.21	OD	1.65	3.29	4.94	6.58	8.23

	Luminous Intensities [cd/klm]									
	0	5	15	25	35	45	55	65	75	85
OA	1226.42	1234.04	1192.56	1114.19	999.41	856.74	688.78	504.55	323.07	175.50
OB	1226.42	1229.49	1193.08	1112.79	999.90	856.24	687.26	504.27	324.03	174.91
OC	1226.42	1228.69	1193.46	1115.81	1003.07	857.17	687.85	505.68	324.03	175.17
OD	1226.42	1233.27	1193.82	1115.02	1000.03	855.92	688.25	504.63	323.07	175.28



H[m]	D[m]	Max lux	Med lux	Alpha=58.7°+58.7°	G=0.0° Max non a G
1.00	3.29	1253	267		
2.00	6.58	313	67		
3.00	9.87	139	30		
4.00	13.15	78	17		
5.00	16.44	50	11		

H[m]	D[m]	Max lux	Med lux	Beta=58.7°+58.8°	G=0.0° Max non a G
1.00	3.29	1253	267		
2.00	6.59	313	67		
3.00	9.88	139	30		
4.00	13.18	78	17		
5.00	16.47	50	11		