

Luminaire

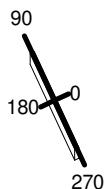
Code CF12104+CF50201
Name HOY REFR S D/I 940 L=2309 DALI NRO + HOY REFR KIT LOUVRE L=2309 BCO

Measurem.

Code FTS2578
Name HOY REFR S D/I 940 L=2309 DALI NRO + HOY REFR KIT LOUVRE L=2309 BCO

Luminaire Flux	7938 lm	Luminaire Power	56.0 W	Efficacy	141.750 lm/W	Efficiency	100.00%
Source Flux	7938 lm	Maximum value	715.38 cd/klm	Position	C=0.00 G=0.00	CG	Double Symmetrical
Rectangular Luminaire		Length	2309 mm	Width	100 mm	Height	58 mm
Rectangular Luminous Area		Length	2288 mm	Width	90 mm	Height	0 mm
Horizontal Luminous Area		0.205920 m2		Emitting area on Plane 180°		0.000000 m2	
Emitting area on Plane 0°		0.000000 m2		Emitting area on Plane 270°		0.000000 m2	
Emitting area on Plane 90°		0.000000 m2		Glare area at 76°		0.049817 m2	
Coordinate system		CG		Symmetry Type		Double Symmetrical	
Date		20-05-2025		Maximum Gamma Angle		180	
Measurement Distance		0.00		Measurement Flux		7938 lm	
LED Flux=9110lm LED Power=49W Eff=87% EfcLed=185lm/W EfcLum=142lm/W CCT=4000K Ra=90 R9=50 SDCM=3 L70(6k)=50000h							
C.I.E.	97 99 100 54 100			D DIN 5040		C61	
F UTE	0.54 A + 0.46 T			B NBN		BZ 1	

2309mm x 100mm



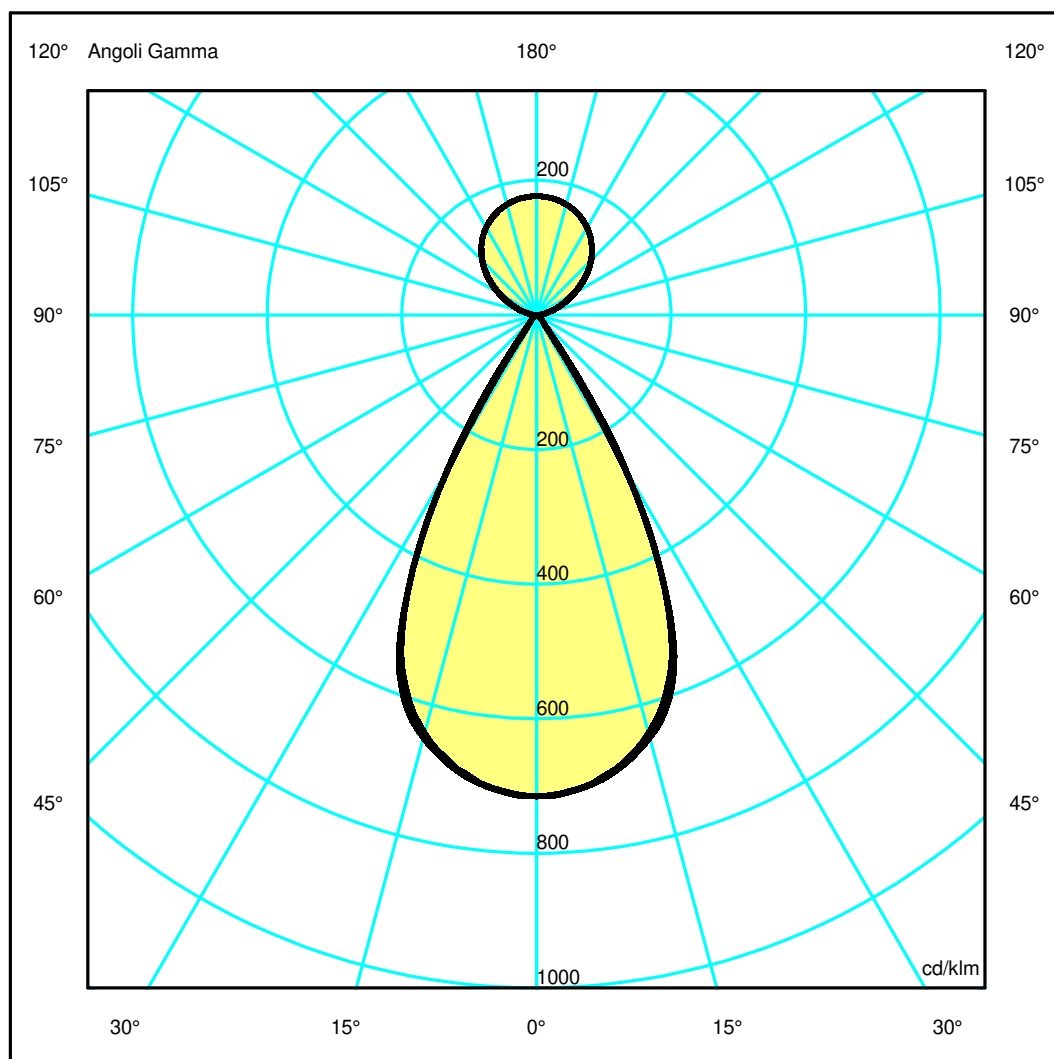
Semipiani C

180.0 — 0.0
270.0 — 90.0

ULOR 46.09 %

DLOR 53.91 %

RN 46.09 %



Luminaire

Code CF12104+CF50201
Name HOY REFR S D/I 940 L=2309 DALI NRO + HOY REFR KIT LOUVRE L=2309 BCO

Measurem.

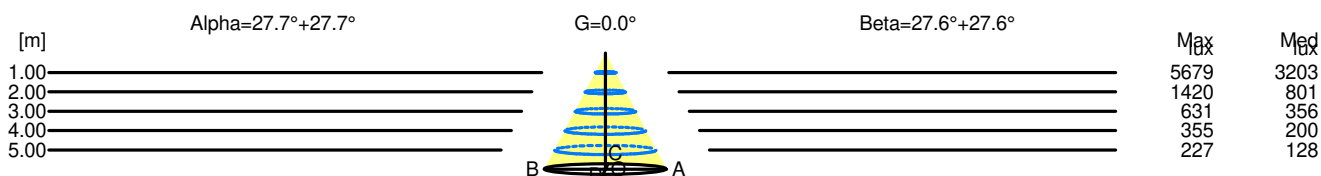
Code FTS2578
Name HOY REFR S D/I 940 L=2309 DALI NRO + HOY REFR KIT LOUVRE L=2309 BCO

Luminaire Flux	7938 lm	Luminaire Power	56.0 W	Efficacy	141.750 lm/W	Efficiency	100.00%
Source Flux	7938 lm	Maximum value	715.38 cd/klm	Position	C=0.00 G=0.00	CG	Double Symmetrical
Rectangular Luminaire		Length	2309 mm	Width	100 mm	Height	58 mm
Rectangular Luminous Area		Length	2288 mm	Width	90 mm	Height	0 mm
Horizontal Luminous Area		0.205920 m2		Emitting area on Plane 180°		0.000000 m2	
Emitting area on Plane 0°		0.000000 m2		Emitting area on Plane 270°		0.000000 m2	
Emitting area on Plane 90°		0.000000 m2		Glare area at 76°		0.049817 m2	
Coordinate system		CG		Symmetry Type		Double Symmetrical	
Date		20-05-2025		Maximum Gamma Angle		180	
Measurement Distance		0.00		Measurement Flux		7938 lm	
LED Flux=9110lm LED Power=49W Eff=87% EfcLed=185lm/W EfcLum=142lm/W CCT=4000K Ra=90 R9=50 SDCM=3 L70(6k)=50000h							
C.I.E.	97 99 100 54 100			D DIN 5040	C61		
F UTE	0.54 A + 0.46 T			B NBN	BZ 1		

Width at 50.00 % of Max Intensity

H[m]	1.00	2.00	3.00	4.00	5.00	H[m]	1.00	2.00	3.00	4.00	5.00
OA	0.53	1.05	1.58	2.10	2.63	OC	0.52	1.04	1.57	2.09	2.61
OB	0.53	1.05	1.58	2.10	2.63	OD	0.52	1.04	1.57	2.09	2.61

	Luminous Intensities [cd/klm]									
	0	5	15	25	35	45	55	65	75	85
OA	5678.65	5617.06	5160.43	3605.52	361.37	96.55	46.74	26.77	13.57	4.08
OB	5678.65	5617.06	5160.43	3605.52	361.37	96.55	46.74	26.77	13.57	4.08
OC	5678.65	5609.90	5105.22	3582.62	594.77	98.77	44.95	24.03	11.60	3.48
OD	5678.65	5609.90	5105.22	3582.62	594.77	98.77	44.95	24.03	11.60	3.48



H[m]	D[m]	Max lux	Med lux	Alpha=27.7°+27.7°	G=0.0
1.00	1.05	5679	3203		
2.00	2.10	1420	801		
3.00	3.15	631	356		
4.00	4.20	355	200		
5.00	5.25	227	128		

H[m]	D[m]	Max lux	Med lux	Beta=27.6°+27.6°	G=0.0
1.00	1.04	5679	3203		
2.00	2.09	1420	801		
3.00	3.13	631	356		
4.00	4.18	355	200		
5.00	5.22	227	128		