

Luminaire

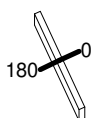
Code 1855030A
Name DREISPITZ 150 S DIR CTRL EMIS BLK

Measurem.

Code FTS2500087
Name DREISPITZ 150 S DIR CTRL EMIS BLK

Luminaire Flux	2325 lm	Luminaire Power	23.0 W	Efficacy	101.087 lm/W	Efficiency	100.00%
Source Flux	2325 lm	Maximum value	1145.71 cd/klm	Position	C=0.00 G=0.00	CG	Rotosymmetrical
Rectangular Luminaire		Length	1412 mm	Width	85 mm	Height	98 mm
Rectangular Luminous Area		Length	1300 mm	Width	20 mm	Height	0 mm
Horizontal Luminous Area		0.026000 m2		Emitting area on Plane 180°		0.000000 m2	
Emitting area on Plane 0°		0.000000 m2		Emitting area on Plane 270°		0.000000 m2	
Emitting area on Plane 90°		0.000000 m2		Glare area at 76°		0.006290 m2	
Coordinate system		CG		Symmetry Type		Rotosymmetrical	
Date		30-05-2025		Maximum Gamma Angle		180	
Measurement Distance		0.00		Measurement Flux		2325 lm	
LED Flux=3701lm LED Power=19W Eff=63% EfcLed=192lm/W EfcLum=101lm/W CCT=3000K Ra=90 R9=50 SDCM=3 L70(17k)>102000h							
C.I.E.	93 100 100 100 100			D DIN 5040	A60		
F UTE	1.00 A			B NBN	BZ 1		

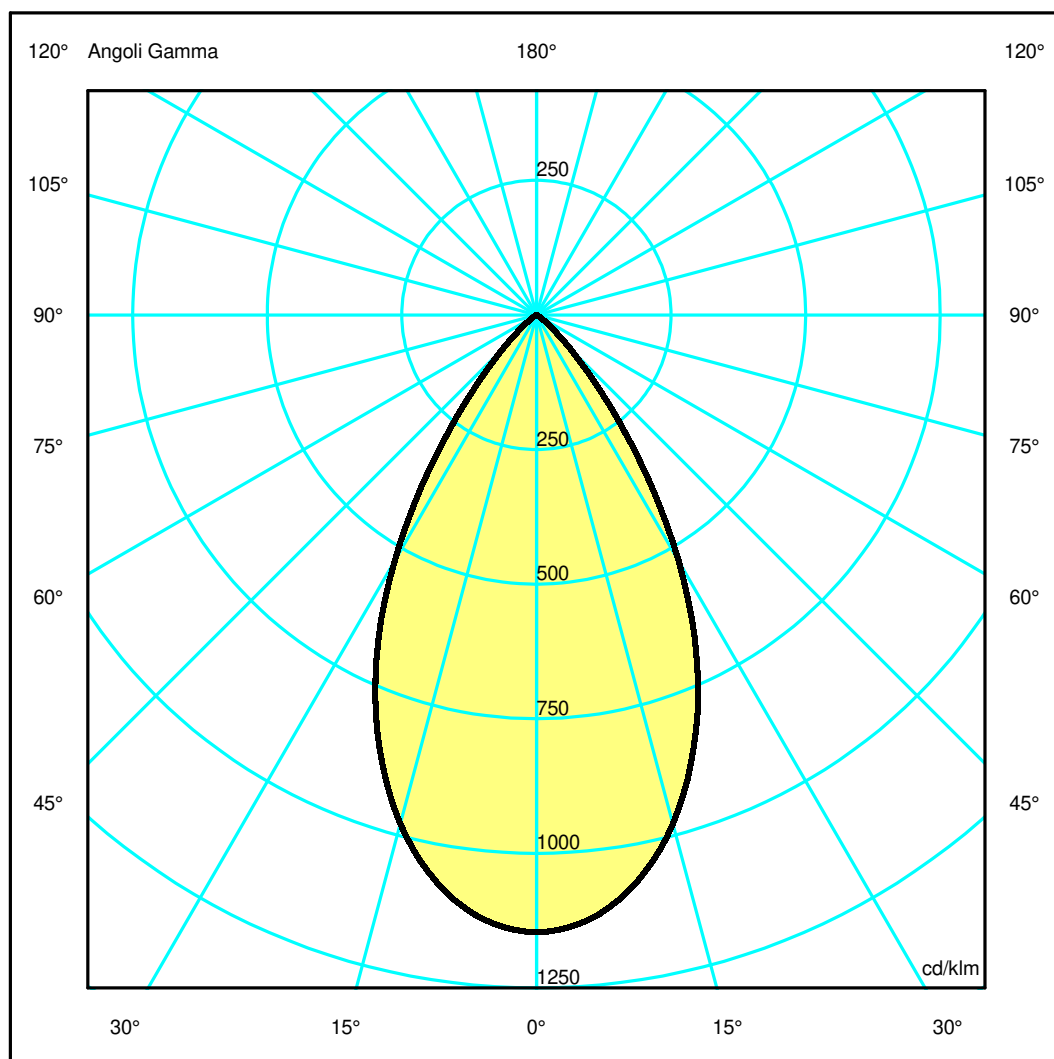
1412mm x 85mm



Semipiani C

180.0 ——— 0.0

ULOR 0.00 %
DLOR100.00 %
RN 0.00 %



Luminaire

Code 1855030A
Name DREISPITZ 150 S DIR CTRL EMIS BLK

Measurem.

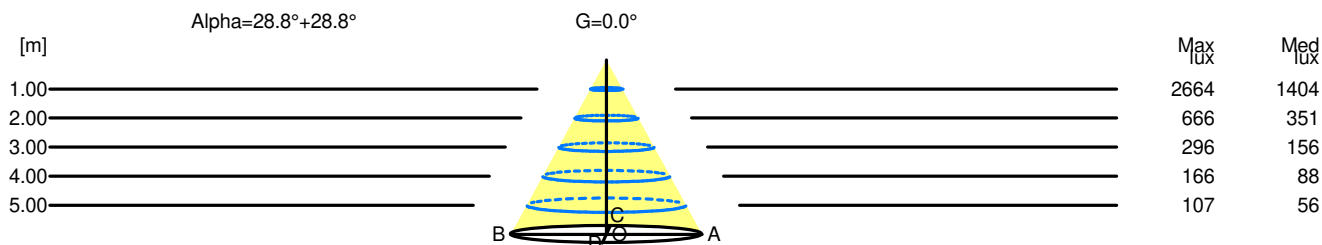
Code FTS2500087
Name DREISPITZ 150 S DIR CTRL EMIS BLK

Luminaire Flux	2325 lm	Luminaire Power	23.0 W	Efficacy	101.087 lm/W	Efficiency	100.00%
Source Flux	2325 lm	Maximum value	1145.71 cd/klm	Position	C=0.00 G=0.00	CG Rotosymmetrical	
Rectangular Luminaire		Length	1412 mm	Width	85 mm	Height	98 mm
Rectangular Luminous Area		Length	1300 mm	Width	20 mm	Height	0 mm
Horizontal Luminous Area		0.026000 m2		Emitting area on Plane 180°		0.000000 m2	
Emitting area on Plane 0°		0.000000 m2		Emitting area on Plane 270°		0.000000 m2	
Emitting area on Plane 90°		0.000000 m2		Glare area at 76°		0.006290 m2	
Coordinate system		CG		Symmetry Type		Rotosymmetrical	
Date		30-05-2025		Maximum Gamma Angle		180	
Measurement Distance		0.00		Measurement Flux		2325 lm	
LED Flux=3701lm LED Power=19W Eff=63% EfcLed=192lm/W EfcLum=101lm/W CCT=3000K Ra=90 R9=50 SDCM=3 L70(17k)>102000h							
C.I.E.	93 100 100 100 100			D DIN 5040	A60		
F UTE	1.00 A			B NBN	BZ 1		

Width at 50.00 % of Max Intensity

H[m]	1.00	2.00	3.00	4.00	5.00	H[m]	1.00	2.00	3.00	4.00	5.00
OA	0.55	1.10	1.65	2.20	2.74	OC	0.55	1.10	1.65	2.20	2.74
OB	0.55	1.10	1.65	2.20	2.74	OD	0.55	1.10	1.65	2.20	2.74

	Luminous Intensities [cd/klm]									
	0	5	15	25	35	45	55	65	75	85
OA	2663.77	2619.77	2273.87	1636.32	795.75	206.84	29.34	2.63	0.92	0.54
OB	2663.77	2619.77	2273.87	1636.32	795.75	206.84	29.34	2.63	0.92	0.54
OC	2663.77	2619.77	2273.87	1636.32	795.75	206.84	29.34	2.63	0.92	0.54
OD	2663.77	2619.77	2273.87	1636.32	795.75	206.84	29.34	2.63	0.92	0.54



H[m]	D[m]	Max lux	Med lux	Alpha=28.8°+28.8°	G=0.0
1.00	1.10	2664	1404		
2.00	2.20	666	351		
3.00	3.29	296	156		
4.00	4.39	166	88		
5.00	5.49	107	56		