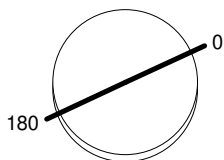


Luminaire

Code AX07211
Name HELGOLAND 90 ADJ 3000K XF BCO/BCO
Measurement.
Code FTS2600009.
Name HELGOLAND 90 ADJ 3000K XF BCO/BCO

Luminaire Flux	946 lm	Luminaire Power	6.0 W	Efficacy	157.667 lm/W	Efficiency	100.00%
Source Flux	946 lm	Maximum value	1138.26 cd/klm	Position	C=0.00 G=0.00	CG	Rotosymmetrical
Round Luminaire		Diam.	90 mm	Height	12 mm		
Round Luminous Area		Diam.	64 mm	Height	0 mm		
Horizontal Luminous Area		0.003217 m2		Emitting area on Plane 180°		0.000000 m2	
Emitting area on Plane 0°		0.000000 m2		Emitting area on Plane 270°		0.000000 m2	
Emitting area on Plane 90°		0.000000 m2		Glare area at 76°		0.000778 m2	
Coordinate system		CG		Symmetry Type		Rotosymmetrical	
Date		03-04-2025		Maximum Gamma Angle		180	
Measurement Distance		0.00		Measurement Flux		946 lm	
LED Flux=1081lm LED Power=6W Eff=87% EfcLed=180lm/W EfcLum=158lm/W CCT=3000K Ra=90 R9=50 SDCM=3 L70(17k)=102000h							
C.I.E.	91 96 99 100 100			D DIN 5040	A60		
F UTE	1.00 A			B NBN	BZ 1		

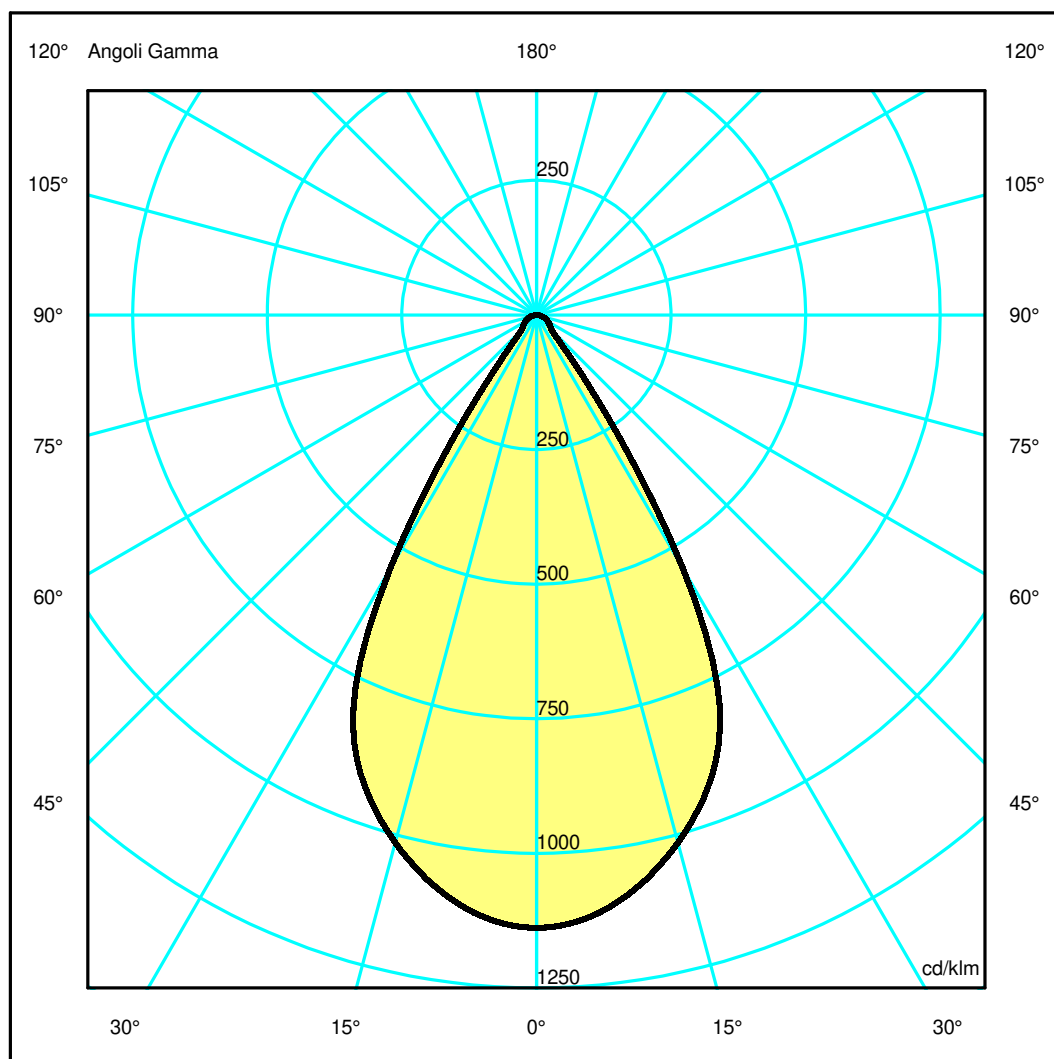
Diam=90mm



Semipiani C

180.0 ——— 0.0

ULOR 0.00 %
DLOR 100.00 %
RN 0.00 %



Luminaire

Code AX07211
Name HELGOLAND 90 ADJ 3000K XF BCO/BCO

Measurem.

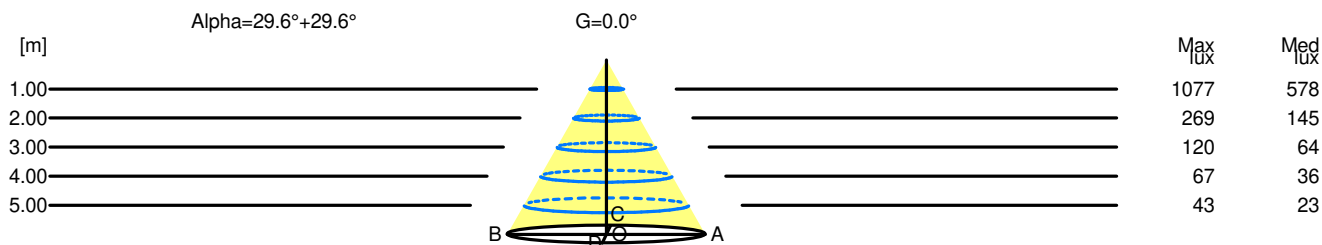
Code FTS2600009.
Name HELGOLAND 90 ADJ 3000K XF BCO/BCO

Luminaire Flux	946 lm	Luminaire Power	6.0 W	Efficacy	157.667 lm/W	Efficiency	100.00%
Source Flux	946 lm	Maximum value	1138.26 cd/klm	Position	C=0.00 G=0.00	CG	Rotosymmetrical
Round Luminaire		Diam.	90 mm	Height	12 mm		
Round Luminous Area		Diam.	64 mm	Height	0 mm		
Horizontal Luminous Area		0.003217 m2		Emitting area on Plane 180°		0.000000 m2	
Emitting area on Plane 0°		0.000000 m2		Emitting area on Plane 270°		0.000000 m2	
Emitting area on Plane 90°		0.000000 m2		Glare area at 76°		0.000778 m2	
Coordinate system		CG		Symmetry Type		Rotosymmetrical	
Date		03-04-2025		Maximum Gamma Angle		180	
Measurement Distance		0.00		Measurement Flux		946 lm	
LED Flux=1081lm LED Power=6W Eff=87% EfcLed=180lm/W EfcLum=158lm/W CCT=3000K Ra=90 R9=50 SDCM=3 L70(17k)=102000h							
C.I.E.	91 96 99 100 100			D DIN 5040	A60		
F UTE	1.00 A			B NBN	BZ 1		

Width at 50.00 % of Max Intensity

H[m]	1.00	2.00	3.00	4.00	5.00	H[m]	1.00	2.00	3.00	4.00	5.00
OA	0.57	1.14	1.70	2.27	2.84	OC	0.57	1.14	1.70	2.27	2.84
OB	0.57	1.14	1.70	2.27	2.84	OD	0.57	1.14	1.70	2.27	2.84

	Luminous Intensities [cd/klm]									
	0	5	15	25	35	45	55	65	75	85
OA	1076.79	1061.88	959.84	761.85	215.64	37.97	27.42	19.54	11.60	3.31
OB	1076.79	1061.88	959.84	761.85	215.64	37.97	27.42	19.54	11.60	3.31
OC	1076.79	1061.88	959.84	761.85	215.64	37.97	27.42	19.54	11.60	3.31
OD	1076.79	1061.88	959.84	761.85	215.64	37.97	27.42	19.54	11.60	3.31



H[m]	D[m]	Max lux	Med lux	Alpha=29.6°+29.6°	G=0.0
1.00	1.14	1077	578		
2.00	2.27	269	145		
3.00	3.41	120	64		
4.00	4.54	67	36		
5.00	5.68	43	23		