

## Luminaire

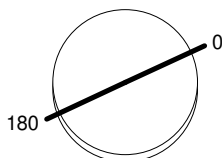
Code 1783040A  
Name ZEPHYR CHANDELIER STRUTT.BRONZO

## Measurement

Code FTS2400496-A  
Name ZEPHYR CHANDELIER STRUTT.BRONZO

Luminaire Flux	12735 lm	Luminaire Power	175.0 W	Efficacy	72.771 lm/W	Efficiency	100.00%
Source Flux	12735 lm	Maximum value	215.98 cd/klm	Position	C=0.00 G=180.00	CG	Rotosymmetrical
Round Luminaire		Diam.	1094 mm	Height	1855 mm		
Round Luminous Area		Diam.	493 mm	Height	0 mm		
Horizontal Luminous Area		0.190890 m2		Emitting area on Plane 180°		0.000000 m2	
Emitting area on Plane 0°		0.000000 m2		Emitting area on Plane 270°		0.000000 m2	
Emitting area on Plane 90°		0.000000 m2		Glare area at 76°		0.046181 m2	
Coordinate system		CG		Symmetry Type		Rotosymmetrical	
Date		17-06-2024		Maximum Gamma Angle		180	
Measurement Distance		0.00		Measurement Flux		12735 lm	
LED Flux=24284lm LED Power=146W Eff=52% EfcLed=166lm/W EfcLum=73lm/W CCT=3000K Ra=90 R9=50 SDCM=3 L70(17k)=102000h							
C.I.E.	47 80 96 49 100			D DIN 5040	C32		
F UTE	0.49 F + 0.51 T			B NBN	BZ 5 / 1 / BZ 4		

Diam=1094mm



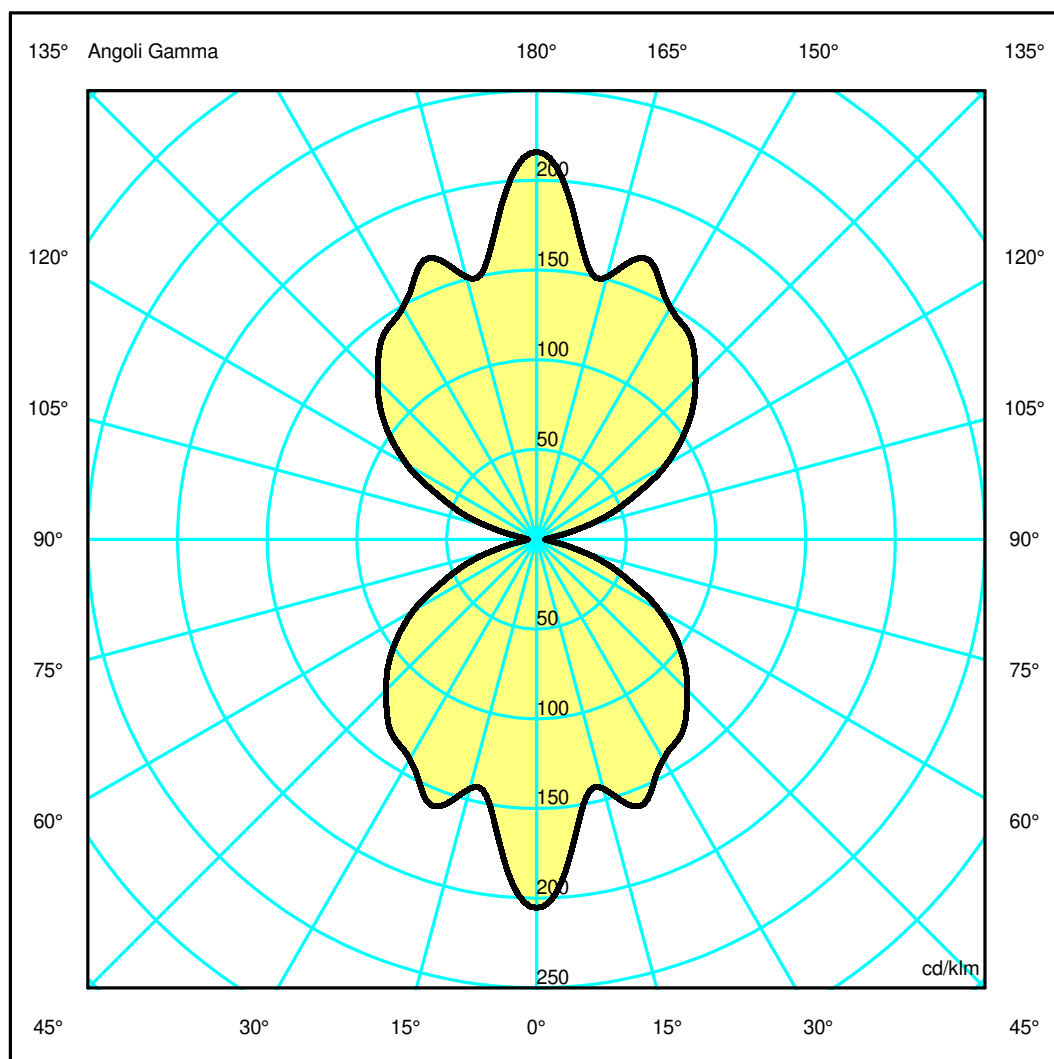
Semipiani C

180.0 ——— 0.0

ULOR 51.33 %

DLOR 48.67 %

RN 51.33 %



## Luminaire

Code 1783040A  
Name ZEPHYR CHANDELIER STRUTT.BRONZO

## Measurem.

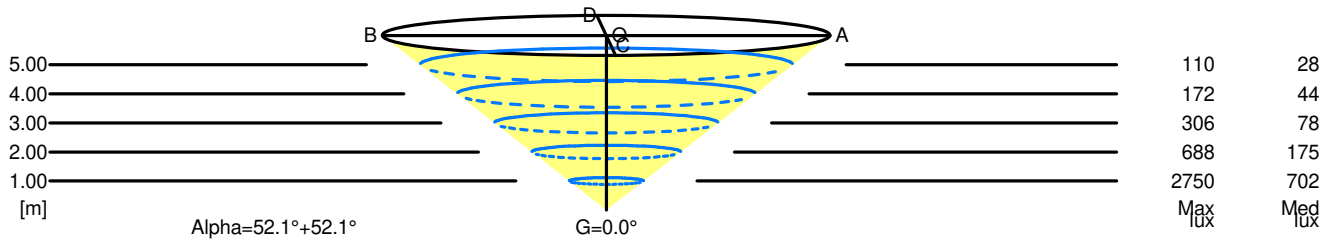
Code FTS2400496-A  
Name ZEPHYR CHANDELIER STRUTT.BRONZO

Luminaire Flux	12735 lm	Luminaire Power	175.0 W	Efficacy	72.771 lm/W	Efficiency	100.00%
Source Flux	12735 lm	Maximum value	215.98 cd/klm	Position	C=0.00 G=180.00	CG	Rotosymmetrical
Round Luminaire		Diam.	1094 mm	Height	1855 mm		
Round Luminous Area		Diam.	493 mm	Height	0 mm		
Horizontal Luminous Area		0.190890 m2		Emitting area on Plane 180°		0.000000 m2	
Emitting area on Plane 0°		0.000000 m2		Emitting area on Plane 270°		0.000000 m2	
Emitting area on Plane 90°		0.000000 m2		Glare area at 76°		0.046181 m2	
Coordinate system		CG		Symmetry Type		Rotosymmetrical	
Date		17-06-2024		Maximum Gamma Angle		180	
Measurement Distance		0.00		Measurement Flux		12735 lm	
LED Flux=24284lm LED Power=146W Eff=52% EfcLed=166lm/W EfcLum=73lm/W CCT=3000K Ra=90 R9=50 SDCM=3 L70(17k)=102000h							
C.I.E.	47 80 96 49 100			D DIN 5040	C32		
F UTE	0.49 F + 0.51 T			B NBN	BZ 5 / 1 / BZ 4		

Width at 50.00 % of Max Intensity

H[m]	1.00	2.00	3.00	4.00	5.00	H[m]	1.00	2.00	3.00	4.00	5.00
OA	1.28	2.57	3.85	5.14	6.42	OC	1.28	2.57	3.85	5.14	6.42
OB	1.28	2.57	3.85	5.14	6.42	OD	1.28	2.57	3.85	5.14	6.42

	Luminous Intensities [ cd/klm]									
	0	5	15	25	35	45	55	65	75	85
OA	2750.45	2483.27	1927.55	2047.91	1836.39	1594.92	1266.94	805.73	360.50	85.25
OB	2750.45	2483.27	1927.55	2047.91	1836.39	1594.92	1266.94	805.73	360.50	85.25
OC	2750.45	2483.27	1927.55	2047.91	1836.39	1594.92	1266.94	805.73	360.50	85.25
OD	2750.45	2483.27	1927.55	2047.91	1836.39	1594.92	1266.94	805.73	360.50	85.25



5.00	12.84	110	28	
4.00	10.27	172	44	
3.00	7.71	306	78	
2.00	5.14	688	175	
1.00	2.57	2750	702	
H[m]	D[m]	Max lux	Med lux	Alpha=52.1°+52.1° G=0.0