



Ixa

Foster +
Partners
Industrial
Design

Artemide®

Authors

Foster + Partners Industrial Design

Foster + Partners is an international studio for architecture, engineering and design, led by Founder and Chairman Norman Foster and a Partnership Board. Founded in 1967, the practice is characterised by its integrated approach to design, bringing together the depth of resources required to take on some of the most complex projects in the world. They have always had a strong interest in the making of things as an integral part of the design process, rooted in what they believe is a duty to design well and responsibly, whether that is at the scale of an airport or a door handle.

The practice has never drawn a distinction between architecture and industrial design. The point of contact, the thing that you touch, is as important as the broader vision. The industrial design team established in 1980, has developed a wide range of products from door handles to wind turbines; from a fountain pen to the cabin of an executive jet; from a tap to the fit-out of an ocean yacht. Frequently, products are designed in response to a particular project, but they also work directly with clients on product commissions or with companies to develop new products for commercial manufacture.



Ixa

Foster + Partners Industrial Design 2022

Ixa is a complete and transversal family composed through the combination of an adjustable spherical head, rods and counterweights. It is a smart and scalable principle that allows the Ixa family to expand with the addition of new versions.

Ixa is the expression of functional, productive and sustainable intelligence through deliberate choices of reduction and simplification, the result of a solid design know-how. Artemide and Foster + Partners Industrial Design share a profound approach to sustainable design that permeates product development at every stage and singles itself out as an essential element of the project.


Ixa brings light to where it is needed, inviting us to physically interact with the object that makes us authors of our light space.

Inspired by Alexander Calder's dynamic sculptures, the design interprets the idea of "elegant balance" through precision engineering.

Flexibility and functionality, quality and dynamism of light, simple, soft lines, with a classic, simple look turn Ixa into a timeless project, which can be reinterpreted in countless situations for a long life, the basis of a sustainable project.



For further information on Ixa
visit [artemide.com](https://www.artemide.com)






Ixa arm wall



Ixa table

- Anthracite
- Blue
- White/Grey
- Yellow



Ixa suspension



Ixa wall



Ixa floor



Ixa reading



Ixa movement

Ixa head separates the electrical cable from the mechanism and is connected to the structure itself by a magnet that allows it to freely rotate a 360° , allowing its handy light to be projected in any direction.




«Ixa has evolved through an intuitive design and making process. Slight variations in applied weight and movement have informed the lamp's dynamic design.

Ixa provides a flexible, highly personalised lighting experience.»

Mike Holland, Foster+Partners Industrial Design



Ixa Table







Ixa Reading



Ixa Floor









Ixa Suspension










Ixa Wall



Ixa Arm Wall





Ixa Wall Spot



Ixa Wall Spot Plug



The solution with plug adds a functional detail: a small circular surface that helps define the path of the cable along the wall. A practical and visually appealing detail that defines Ixa Wall Spot in its interaction with the surrounding space.

Ixa Wall Spot & Wall Spot Plug





Ixa Family

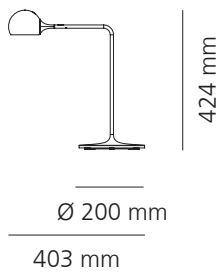
Materials: aluminum, steel, technopolymer.

Power: 9W
Luminous Flux: 465 lm
CCT: 3000K
CRI=90

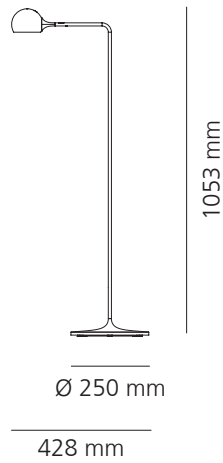
Colours:

- Anthracite
- Blue
- White/Grey
- Yellow

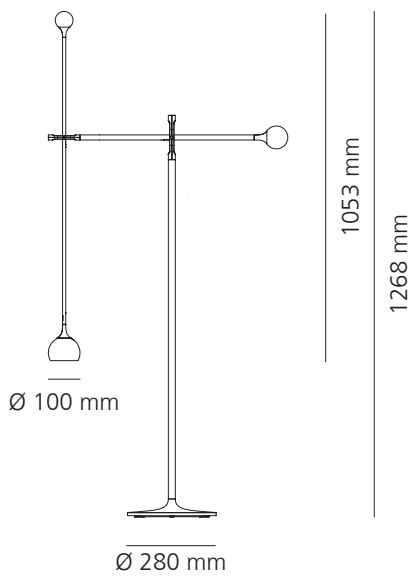
Ixa Table



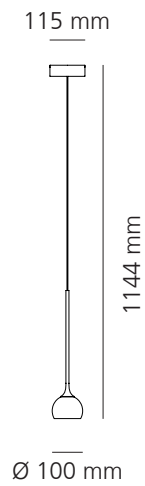
Ixa Reading



Ixa Floor



Ixa Suspension



IXA TABLE

| Colour | | Code |
|------------|---|----------|
| Anthracite | ● | 1110010A |
| Blue | ● | 1110030A |
| White/Grey | ○ | 1110020A |
| Yellow | ● | 1110040A |

IXA READING

| Colour | | Code |
|------------|---|----------|
| Anthracite | ● | 1112010A |
| Blue | ● | 1112030A |
| White/Grey | ○ | 1112020A |
| Yellow | ● | 1112040A |

IXA FLOOR

| Colour | | Code |
|------------|---|----------|
| Anthracite | ● | 1111010A |
| Blue | ● | 1111030A |
| White/Grey | ○ | 1111020A |
| Yellow | ● | 1111040A |

IXA SUSPENSION

| Colour | | Code |
|------------|---|----------|
| Anthracite | ● | 1112110A |
| Blue | ● | 1112130A |
| White/Grey | ○ | 1112120A |
| Yellow | ● | 1112140A |

Ixa Family

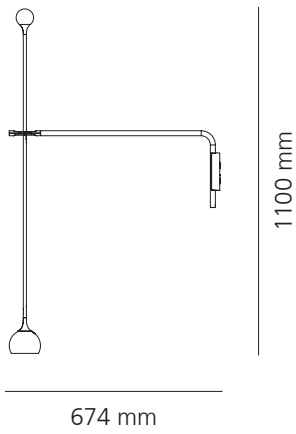
Materials: aluminum, steel, technopolymer.

Power: 9W
Luminous Flux: 465 lm
CCT: 3000K
CRI=90

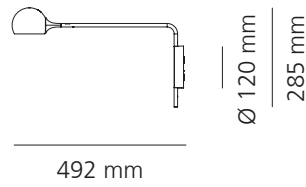
Colours:

- Anthracite
- Blue
- White/Grey
- Yellow

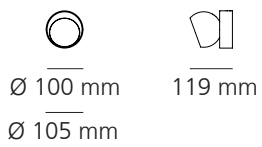
Ixa Arm Wall



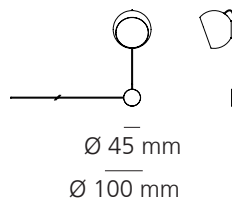
Ixa Wall



Ixa Wall Spot



Ixa Wall Spot Plug



IXA ARM WALL

| Colour | Code | Plug |
|--------------|----------|----------|
| Anthracite ● | 1114010A | 1114050A |
| Blue ● | 1114030A | 1114070A |
| White/Grey ○ | 1114020A | 1114060A |
| Yellow ● | 1114040A | 1114080A |

IXA WALL

| Colour | Code | Plug |
|--------------|----------|----------|
| Anthracite ● | 1113010A | 1113050A |
| Blue ● | 1113030A | 1113070A |
| White/Grey ○ | 1113020A | 1113060A |
| Yellow ● | 1113040A | 1113080A |

IXA SPOT

| Colour | Code | Plug |
|--------------|----------|----------|
| Anthracite ● | 1119010A | 1120010A |
| Blue ● | 1119030A | 1120030A |
| White/Grey ○ | 1119020A | 1120020A |
| Yellow ● | 1119040A | 1120040A |



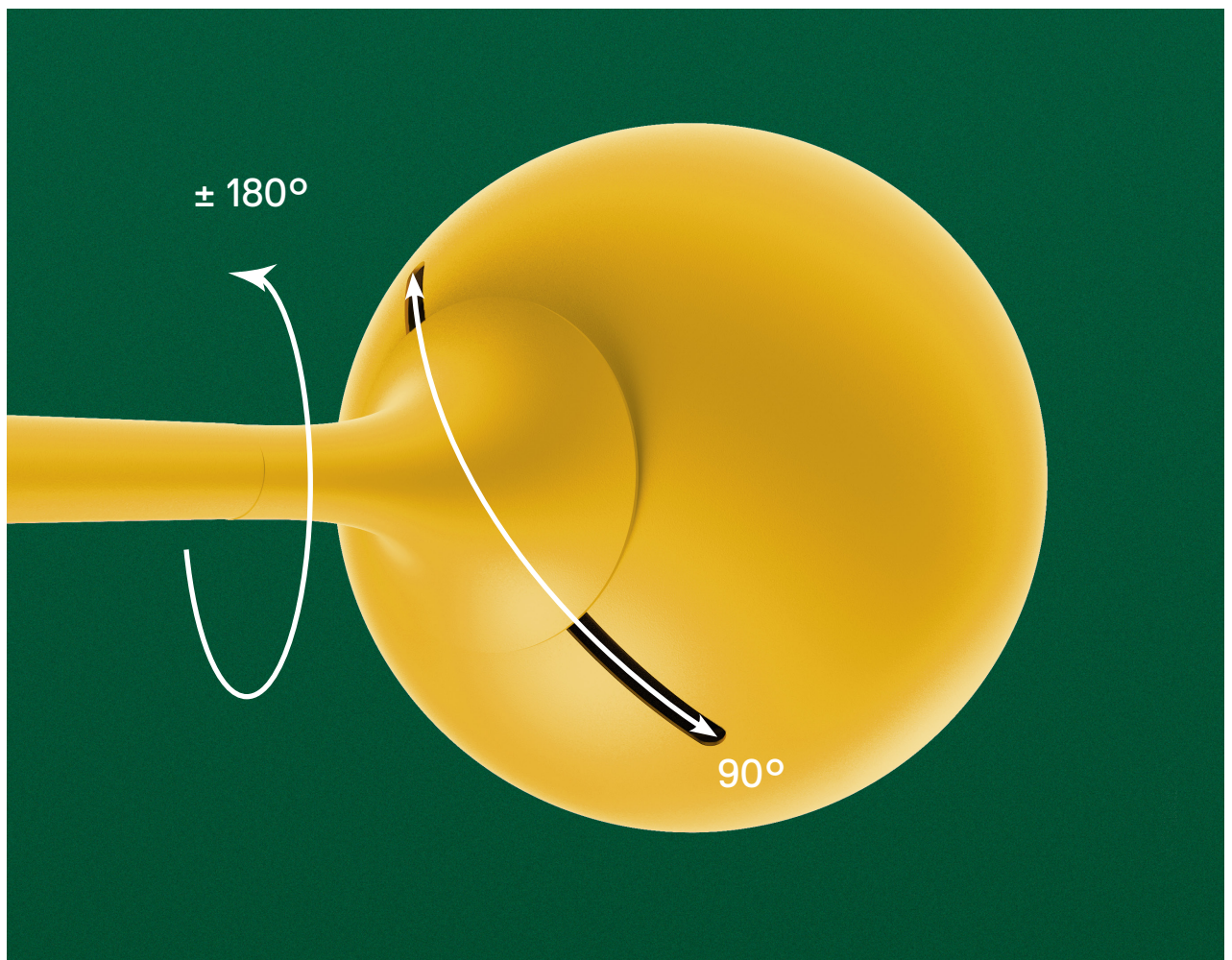
Ixa XL

In Ixa XL a larger head is combined with two new structures, wall and ceiling, recalibrated to balance the weight and bring light into the space to respond to different lighting needs.


The larger size of the head hosts a lens that precisely controls the emitted beam and incorporates a dim to warm source, warming the colour temperature of the light as the intensity decreases.


Ixa XL head movement

The head does not have a magnetic connection like Ixa, but it slides and turns thanks to a calibrated mechanism. The product described is based on a mechanism that integrates two complementary movements. The first consists of a 180° rotation of the head on itself, allowing for extensive orientation flexibility. The second movement, at 90° , follows a designated line, ensuring precise positioning. This combination of movements enables high versatility, offering a wide range of configurations adaptable to various operational needs.




Ixa XL dim to warm






Ixa XL Ceiling






Ixa XL Suspension







Ixa XL Wall



Ixa XL

Materials: aluminum, steel, technopolymer.

Colours:

- Anthracite
- Blue
- White/Grey
- Yellow

Ixa XL Ceiling/Wall

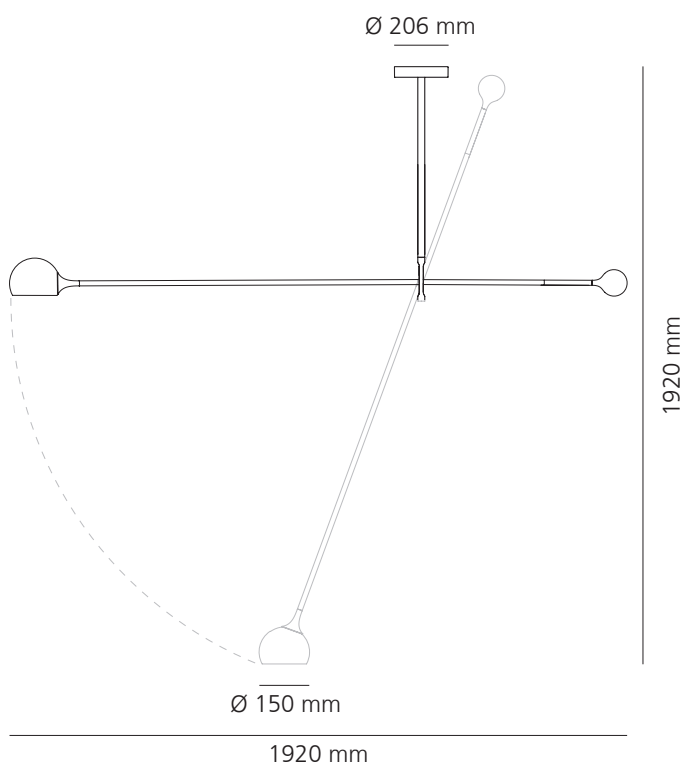
Power: 16W*
Luminous Flux: 725 lm*
CCT: 1800K - 3000K dim to warm
CRI=90

* 3000K values

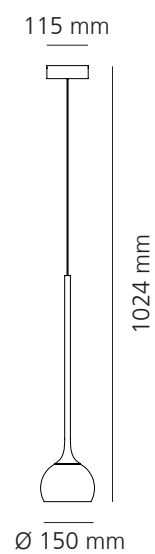
Ixa XL Suspension

Power: 14W
Luminous Flux: 800 lm
CCT: 3000K
CRI=90

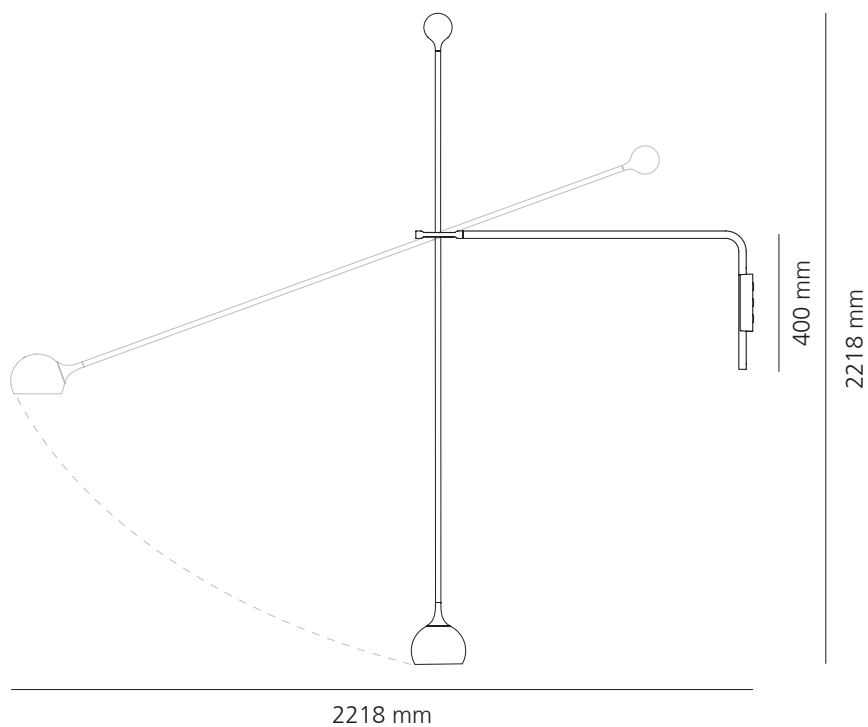
Ixa XL Ceiling



Ixa XL Suspension



Ixa XL Wall



IXA XL CEILING

| Colour | | Code |
|------------|---|----------|
| Anthracite | ● | 1116010A |
| Blue | ● | 1116030A |
| White/Grey | ○ | 1116020A |
| Yellow | ● | 1116040A |

IXA XL SUSPENSION

| Colour | | Code |
|------------|---|----------|
| Anthracite | ● | 1118010A |
| Blue | ● | 1118030A |
| White/Grey | ○ | 1118020A |
| Yellow | ● | 1118040A |


IXA XL WALL

| Colour | | Code | Plug Code |
|------------|---|----------|-----------|
| Anthracite | ● | 1115010A | 1117010A |
| Blue | ● | 1115030A | 1117030A |
| White/Grey | ○ | 1115020A | 1117020A |
| Yellow | ● | 1115040A | 1117040A |

Ixa Turn Around



Turn Around track




● Titanium



For further information on Turn Around
visit artemide.com

Ixa Funivia



Funivia cable



For further information on Funivia
visit artemide.com

- White
- Black
- Red

Ixa Appliance

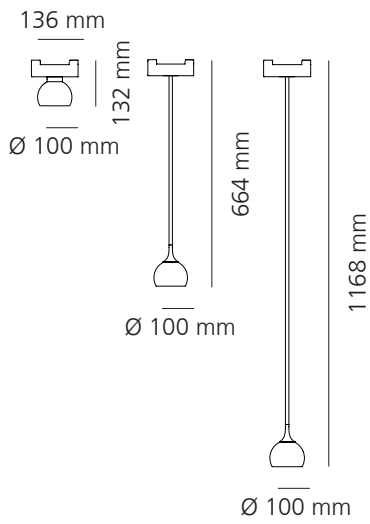
Materials: aluminum, steel, technopolymer.

Power: 9W
Luminous Flux: 465 lm
CCT: 3000K
CRI=90

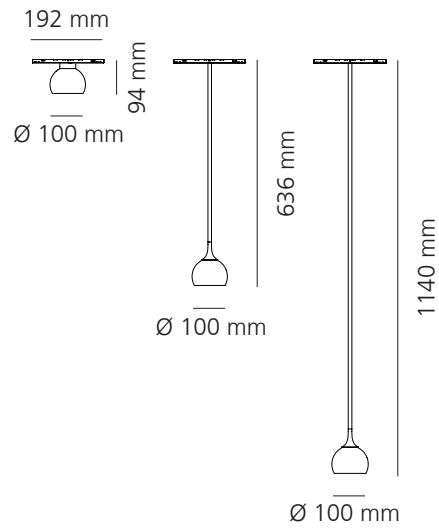
Colours:

- Anthracite
- Blue
- White/Grey
- Yellow

Ixa Suspension Funivia



Ixa Suspension Turn Around



IXA SUSPENSION FUNIVIA

| | Colour | | Code | APP |
|---------|------------|---|---------|------------|
| 132 mm | Anthracite | ● | FS10104 | FS10104APP |
| | Blue | ● | FS10106 | FS10106APP |
| | White/Grey | ○ | FS10101 | FS10101APP |
| | Yellow | ● | FS10105 | FS10105APP |
| | Anthracite | ● | FS10204 | FS10204APP |
| 663 mm | Blue | ● | FS10206 | FS10206APP |
| | White/Grey | ○ | FS10201 | FS10201APP |
| | Yellow | ● | FS10205 | FS10205APP |
| | Anthracite | ● | FS10304 | FS10304APP |
| | Blue | ● | FS10306 | FS10306APP |
| 1140 mm | White/Grey | ○ | FS10301 | FS10301APP |
| | Yellow | ● | FS10305 | FS10305APP |

IXA SUSPENSION TURN AROUND

| | Colour | | Code |
|---------|------------|---|---------|
| 132 mm | Anthracite | ● | TC81004 |
| | Blue | ● | TC81006 |
| | White/Grey | ○ | TC81001 |
| | Yellow | ● | TC81005 |
| | Anthracite | ● | TC81104 |
| 663 mm | Blue | ● | TC81106 |
| | White/Grey | ○ | TC81101 |
| | Yellow | ● | TC81105 |
| | Anthracite | ● | TC81204 |
| | Blue | ● | TC81206 |
| 1140 mm | White/Grey | ○ | TC81201 |
| | Yellow | ● | TC81205 |

Headquarters

Artemide S.p.A.

Via Bergamo, 18
20006 Pregnana Milanese (MI), Italy
Tel. +39 02 93518.1
Tel. +39 02 93526.1
Numero verde 800 834 093
(from Italy only)
info@artemide.com
artemide.com

Artemide S.p.A.

si riserva la facoltà di modificare, in qualunque momento e senza preavviso, le caratteristiche tecniche degli elementi illustrati nel presente catalogo.

Artemide S.p.A.

reserves the right to change, at any time and without prior warning, the technical specifications of any product illustrated in this catalogue.

Artemide S.p.A.

se réserve le droit de modifier, à n'importe quel moment et sans préavis, les caractéristiques techniques des éléments illustrés dans ce catalogue.

Artemide S.p.A.

behält sich das Recht vor jederzeit und ohne Ankündigung die technischen Daten der im Katalog abgebildeten Produkte zu ändern.

Artemide S.p.A.

se reserva la facultad de modificar, en cualquier y sin aviso previo, las características técnicas de los elementos ilustrados en el presente catálogo.