



# Edimetra Gateway

## BRIDGE FOR INNOVATIVE SCENARIOS AND HUMAN LIGHT EXPERIENCES

Artemide designs products, as well as **services and digital tools**, to allow a more advanced and flexible use thereof.

**Human being** is at the heart of each project and this is the reason why the opportunities offered by technology are interpreted through the desire to give each and every person the ability to control their daily lighting scenarios.

**Edimetra Gateway** is a device designed by Artemide which, by liaising with **Artemide App**, allows you to extend the standard functions of an Artemide App BLL wireless network with **advanced features** and, thanks to the presence of a radio Wi-Fi and 2.4GHz BLL radio, it allows you to connect to the **internet the BLL wireless network** created into Artemide App.

➤ Download Artemide App

[iOS](#)

[Android](#)

➤ Edimetra Gateway Leaflet

[Download](#)

➤ Edimetra Gateway User Guide

[Download](#)



Edimetra Gateway Eco-system

➤ Today, designing light is no longer just about designing an appliance. It also means dealing with advanced interaction.

Carlotta de Bevilacqua



Edimetra Gateway

## ➤ Artemide App advanced features

Thanks to a simple and straightforward enrollment in Artemide App, Edimetra Gateway allows you to manage compatible luminaires. These may be part of either a **Network** or a **Multi-Network**, in other words when, due to the presence of shielding architectural elements, it is advisable to create several separate networks (for instance on different floors of the same building in which the gateway devices will be installed, one on each floor).

## VOICE CONTROL


By registering for the Amazon Alexa service, it will be possible to put in communication the **Edimetra Gateway** with **Amazon Alexa devices**, to control by voice commands the Artemide App compatible products. Commands can be applied to different typologies of lighting fixtures as stable white, RGB, RGBW and tunable white.

Voice control of Artemide products requires, through a dedicated skill, a pairing between the **Artemide and Amazon Alexa Apps**.



*"Alexa, turn ON Artemide's lighting fixture"*

*"Alexa, turn OFF Artemide's lighting fixture"*



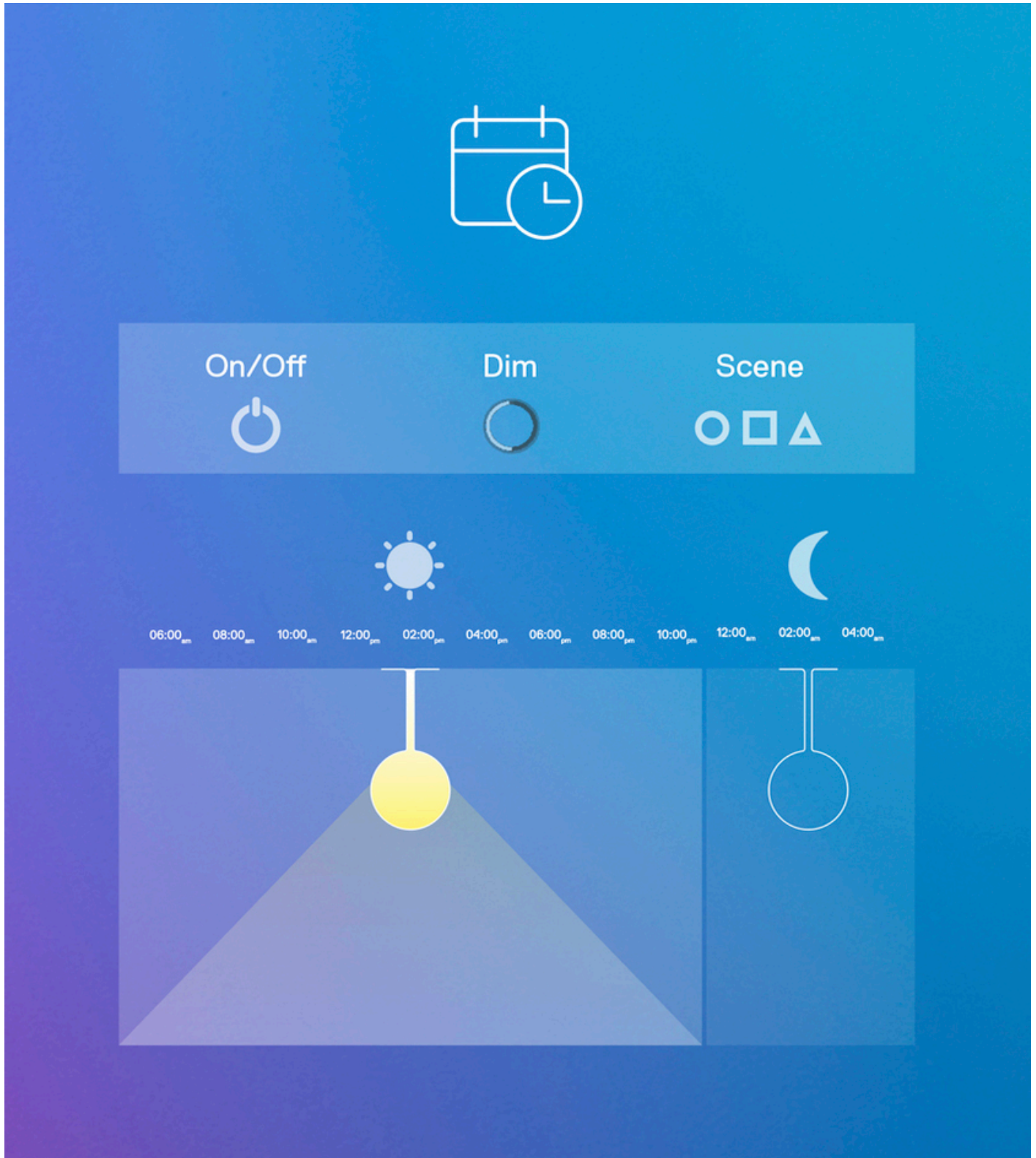
Manage your light with Amazon Alexa



## SCHEDULING

This function allows you to turn on/off the light, dim it and recall pre-configured scenes programmed over time. You can set minutes, hours, days of the week, months and years.

Through a simple interface you can assign commands to the groups of the network. It is applicable to simple **Network** or **Multi-Network settings**.



Program your light

## CIRCADIAN RHYTHM

Starting from time and geolocation principles, the Artemide App changes the colour temperature and the intensity of artificial light to match them with natural light cycles. The geo and time location parameters are combined with **human behavioural patterns** divided among three representative **lifestyle types** to calibrate light according to the space of each individual's activities. Light modulation is suggested by light **recipes** that take into account all these variables.



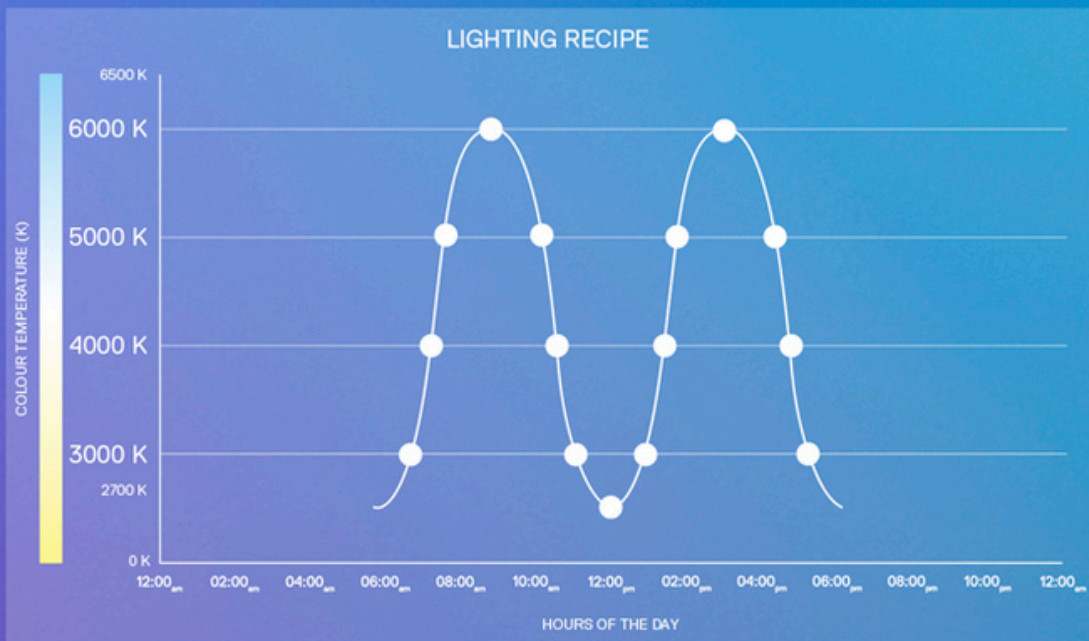
### CRONOTYPES

Lark

Owl

Wolf

### Customized



Set your physiological light

Easy installation and configuration / Artemide App advanced functionalities / Sustainable management and dynamic interaction for a human light