

Luminaire

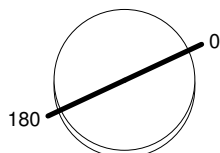
Code AD00501
Name Picto 70 New led Verticale N/D Bianco 4000K wide flood

Measurem.

Code FTS1602980
Name Picto 70 New led Verticale N/D Bianco 4000K wide flood

Luminaire Flux	1833.75 lm	Luminaire Power	20.00 W	Efficacy	91.69 lm/W	Efficiency	100.00%
Lamps Flux	1833.75 lm	Maximum value	1580.38 cd/klm	Position	C=0.00 G=2.00	CG	Rotosymmetrical
Round Luminaire		Diam.	70 mm	Height	100 mm		
Round Luminous Area		Diam.	35 mm	Height	0 mm		
Horizontal Luminous Area		0.000962 m2		Emitting area on Plane 180°		0.000000 m2	
Emitting area on Plane 0°		0.000000 m2		Emitting area on Plane 270°		0.000000 m2	
Emitting area on Plane 90°		0.000000 m2		Glare area at 76°		0.000233 m2	
Coordinate system		CG		Symmetry Type		Rotosymmetrical	
Date		29-08-2017		Maximum Gamma Angle		180	
Measurement Distance		0.00		Measurement Flux		1833.75 lm	
LED Flux=2108lm LED Power=17,5W Eff=86,99% EfcLed=120lm/W EfcLum=92lm/W Ra=90 SDCM=3 L70(6K)=60000h							
C.I.E.	97 99 100 100 100			D DIN 5040	A60		
F UTE	1.00 A			B NBN	BZ 1		

Diam=70mm



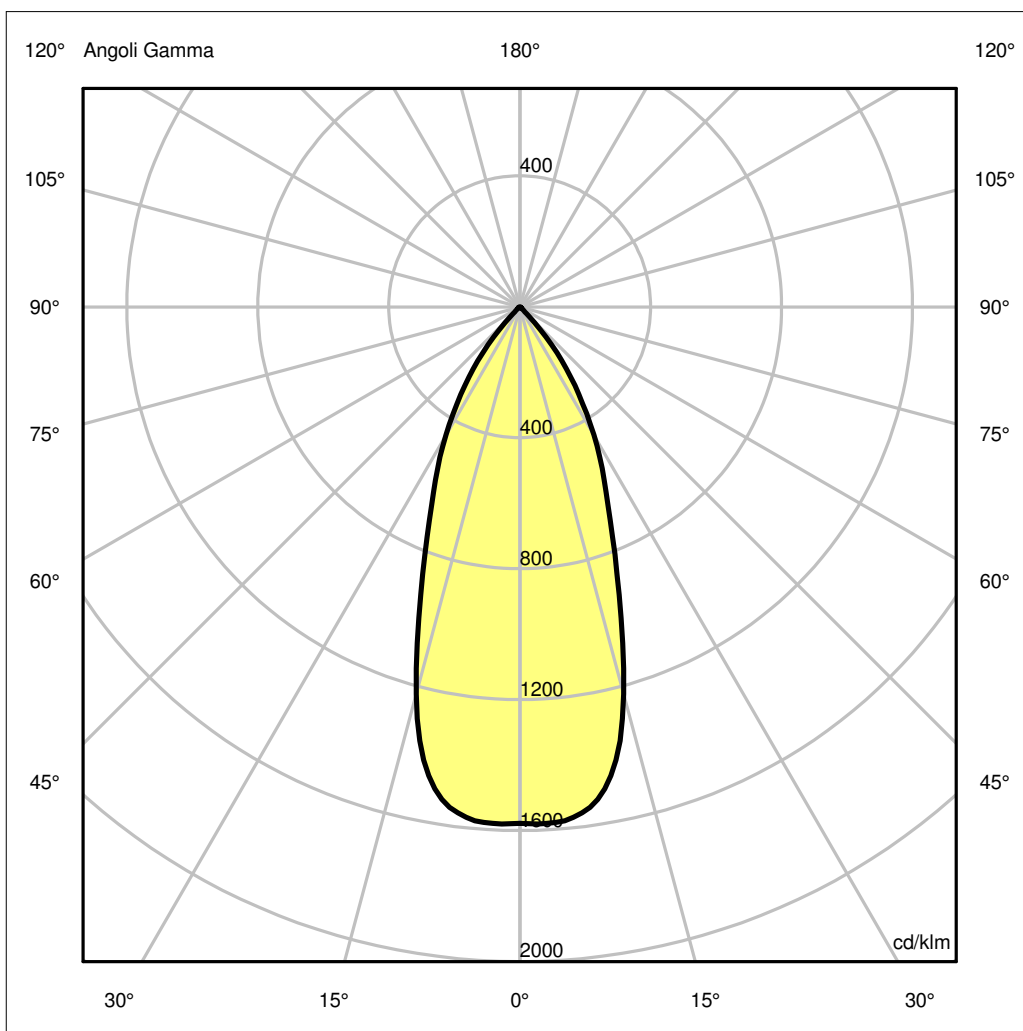
Semipiani C

180.0 — 0.0

ULOR 0.00 %

DLOR100.00 %

RN 0.00 %



Luminaire

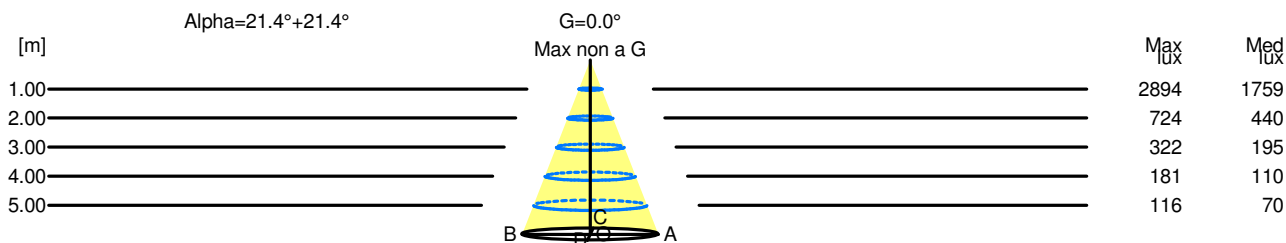
Code AD00501
 Name Picto 70 New led Verticale N/D Bianco 4000K wide flood
Measur.
 Code FTS1602980
 Name Picto 70 New led Verticale N/D Bianco 4000K wide flood

Luminaire Flux	1833.75 lm	Luminaire Power	20.00 W	Efficacy	91.69 lm/W	Efficiency	100.00%
Lamps Flux	1833.75 lm	Maximum value	1580.38 cd/klm	Position	C=0.00 G=2.00	CG	Rotosymmetrical
Round Luminaire		Diam.	70 mm	Height	100 mm		
Round Luminous Area		Diam.	35 mm	Height	0 mm		
Horizontal Luminous Area		0.000962 m2		Emitting area on Plane 180°		0.000000 m2	
Emitting area on Plane 0°		0.000000 m2		Emitting area on Plane 270°		0.000000 m2	
Emitting area on Plane 90°		0.000000 m2		Glare area at 76°		0.000233 m2	
Coordinate system		CG		Symmetry Type		Rotosymmetrical	
Date		29-08-2017		Maximum Gamma Angle		180	
Measurement Distance		0.00		Measurement Flux		1833.75 lm	
LED Flux=2108lm LED Power=17,5W Eff=86,99% EfcLed=120lm/W EfcLum=92lm/W Ra=90 SDCM=3 L70(6K)=60000h							
C.I.E.	97 99 100 100 100			D DIN 5040	A60		
F UTE	1.00 A			B NBN	BZ 1		

Width at 50.00 % of Max Intensity

H[m]	1.00	2.00	3.00	4.00	5.00	H[m]	1.00	2.00	3.00	4.00	5.00
OA	0.39	0.78	1.17	1.57	1.96	OC	0.39	0.78	1.17	1.57	1.96
OB	0.39	0.78	1.17	1.57	1.96	OD	0.39	0.78	1.17	1.57	1.96

	Luminous Intensities [cd/klm]									
	0	5	15	25	35	45	55	65	75	85
OA	2892.75	2888.77	2244.76	1144.18	537.51	55.26	10.52	5.35	3.30	1.40
OB	2892.75	2888.77	2244.76	1144.18	537.51	55.26	10.52	5.35	3.30	1.40
OC	2892.75	2888.77	2244.76	1144.18	537.51	55.26	10.52	5.35	3.30	1.40
OD	2892.75	2888.77	2244.76	1144.18	537.51	55.26	10.52	5.35	3.30	1.40



H[m]	D[m]	Max lux	Med lux	Alpha=21.4°+21.4°	G=0.0 Max non a G
1.00	0.78	2894	1759		
2.00	1.57	724	440		
3.00	2.35	322	195		
4.00	3.13	181	110		
5.00	3.91	116	70		