

## Luminaire

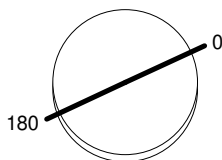
Code NL4203418K002  
Name Everything 55 square 20° - cornice grigia - 3000K

## Measurem.

Code FTS1500201-B  
Name Everything 55 square 20° - cornice grigia - 3000K

Luminaire Flux	557 lm	Luminaire Power	5.5 W	Efficacy	101.273 lm/W	Efficiency	100.00%
Source Flux	557 lm	Maximum value	8773.17 cd/klm	Position	C=0.00 G=0.00	CG	Rotosymmetrical
Round Luminaire		Diam.	55 mm	Height	80 mm		
Round Luminous Area		Diam.	37 mm	Height	0 mm		
Horizontal Luminous Area		0.001075 m2		Emitting area on Plane 180°		0.000000 m2	
Emitting area on Plane 0°		0.000000 m2		Emitting area on Plane 270°		0.000000 m2	
Emitting area on Plane 90°		0.000000 m2		Glare area at 76°		0.000260 m2	
Coordinate system		CG		Symmetry Type		Rotosymmetrical	
Date		04-06-2024		Maximum Gamma Angle		180	
Measurement Distance		0.00		Measurement Flux		557 lm	
LED Flux=686lm LED Power=5.5W Eff=81% EfcLed=125lm/W EfcLum=101lm/W CCT=3000K Ra=90 R9=50 SDCM=2 L70(24k)=145000h							
C.I.E.	98	100	100	100	100	D DIN 5040	A60
F UTE	--					B NBN	BZ 1

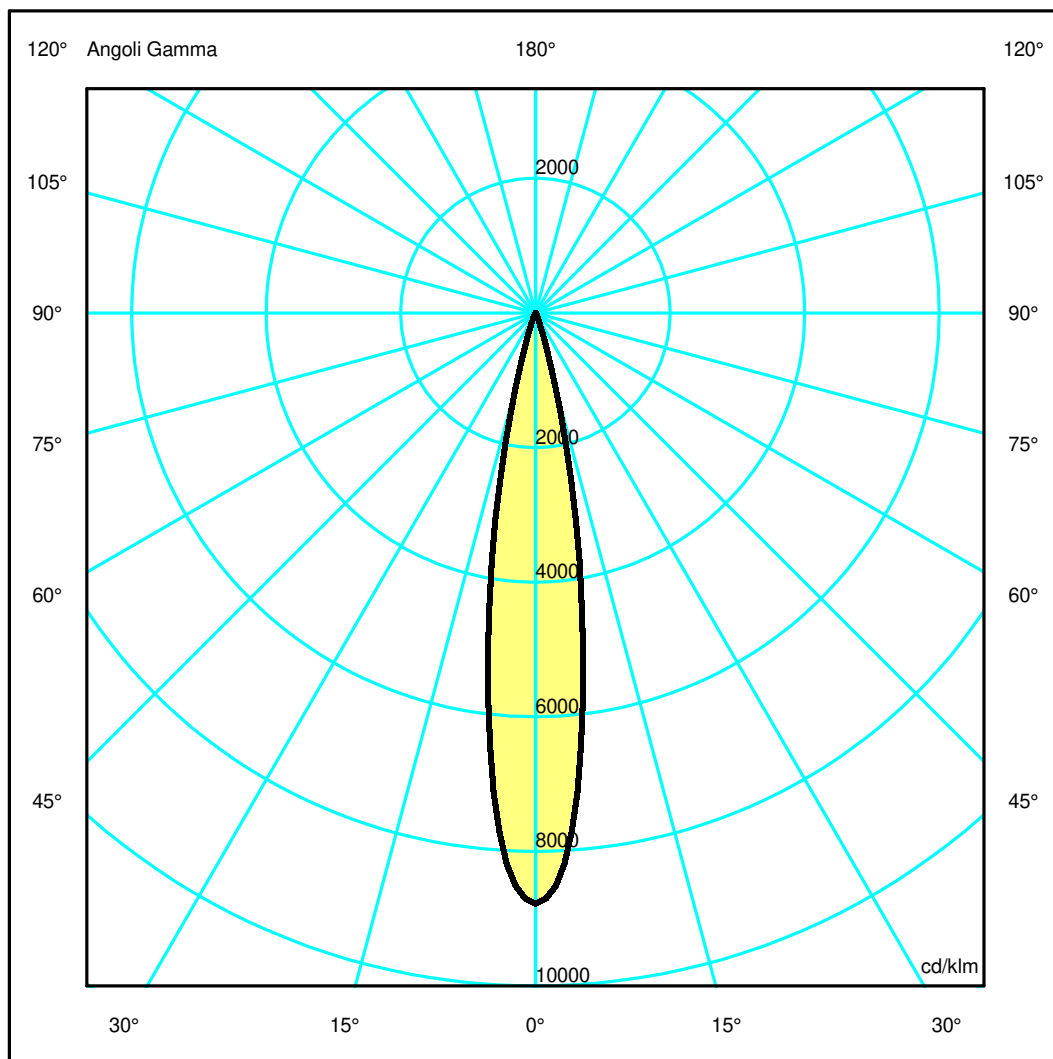
Diam=55mm



Semipiani C

180.0 ——— 0.0

ULOR 0.00 %  
DLOR100.00 %  
RN 0.00 %



## Luminaire

Code NL4203418K002  
Name Everything 55 square 20° - cornice grigia - 3000K

## Measurem.

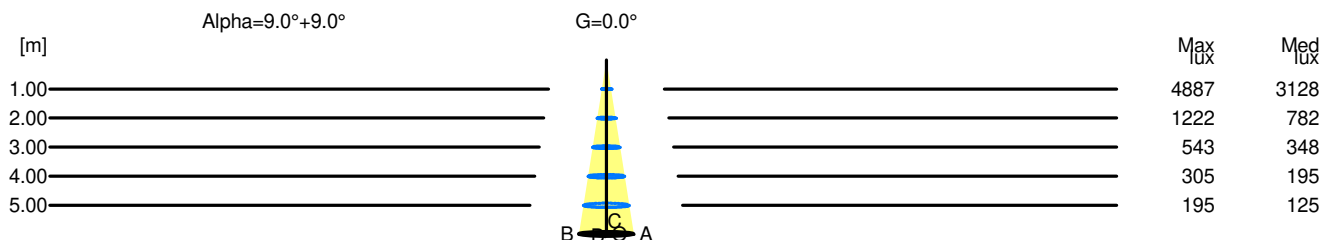
Code FTS1500201-B  
Name Everything 55 square 20° - cornice grigia - 3000K

Luminaire Flux	557 lm	Luminaire Power	5.5 W	Efficacy	101.273 lm/W	Efficiency	100.00%
Source Flux	557 lm	Maximum value	8773.17 cd/klm	Position	C=0.00 G=0.00	CG	Rotosymmetrical
Round Luminaire		Diam.	55 mm	Height	80 mm		
Round Luminous Area		Diam.	37 mm	Height	0 mm		
Horizontal Luminous Area		0.001075 m2		Emitting area on Plane 180°		0.000000 m2	
Emitting area on Plane 0°		0.000000 m2		Emitting area on Plane 270°		0.000000 m2	
Emitting area on Plane 90°		0.000000 m2		Glare area at 76°		0.000260 m2	
Coordinate system		CG		Symmetry Type		Rotosymmetrical	
Date		04-06-2024		Maximum Gamma Angle		180	
Measurement Distance		0.00		Measurement Flux		557 lm	
LED Flux=686lm LED Power=5.5W Eff=81% EfcLed=125lm/W EfcLum=101lm/W CCT=3000K Ra=90 R9=50 SDCM=2 L70(24k)=145000h							
C.I.E.	98	100	100	100	100	D DIN 5040	A60
F UTE	--					B NBN	BZ 1

Width at 50.00 % of Max Intensity

H[m]	1.00	2.00	3.00	4.00	5.00	H[m]	1.00	2.00	3.00	4.00	5.00
OA	0.16	0.32	0.48	0.63	0.79	OC	0.16	0.32	0.48	0.63	0.79
OB	0.16	0.32	0.48	0.63	0.79	OD	0.16	0.32	0.48	0.63	0.79

	Luminous Intensities [ cd/klm]									
	0	5	15	25	35	45	55	65	75	85
OA	4886.66	3982.89	648.02	41.86	10.75	6.06	4.01	1.36	0.61	0.24
OB	4886.66	3982.89	648.02	41.86	10.75	6.06	4.01	1.36	0.61	0.24
OC	4886.66	3982.89	648.02	41.86	10.75	6.06	4.01	1.36	0.61	0.24
OD	4886.66	3982.89	648.02	41.86	10.75	6.06	4.01	1.36	0.61	0.24



H[m]	D[m]	Max lux	Med lux	Alpha=9.0°+9.0°	G=0.0
1.00	0.32	4887	3128		
2.00	0.63	1222	782		
3.00	0.95	543	348		
4.00	1.27	305	195		
5.00	1.58	195	125		