

Luminaire

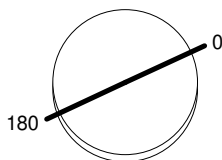
Code NL4203218K004
Name Everything 55 square adjustable 20° - cornice nera - 3000K

Measurem.

Code FTS1500205-B
Name Everything 55 square adjustable 20° - cornice nera - 3000K

Luminaire Flux	547 lm	Luminaire Power	5.5 W	Efficacy	99.455 lm/W	Efficiency	100.00%
Source Flux	547 lm	Maximum value	8779.29 cd/klm	Position	C=0.00 G=0.00	CG	Rotosymmetrical
Round Luminaire		Diam.	55 mm	Height	80 mm		
Round Luminous Area		Diam.	37 mm	Height	0 mm		
Horizontal Luminous Area		0.001075 m2		Emitting area on Plane 180°		0.000000 m2	
Emitting area on Plane 0°		0.000000 m2		Emitting area on Plane 270°		0.000000 m2	
Emitting area on Plane 90°		0.000000 m2		Glare area at 76°		0.000260 m2	
Coordinate system		CG		Symmetry Type		Rotosymmetrical	
Date		04-06-2024		Maximum Gamma Angle		180	
Measurement Distance		0.00		Measurement Flux		547 lm	
LED Flux=686lm LED Power=5.5W Eff=80% EfcLed=125lm/W EfcLum=99lm/W CCT=3000K Ra=90 R9=50 SDCM=2 L70(24k)=145000h							
C.I.E.	99	100	100	100	100	D DIN 5040	A60
F UTE	--					B NBN	BZ 1

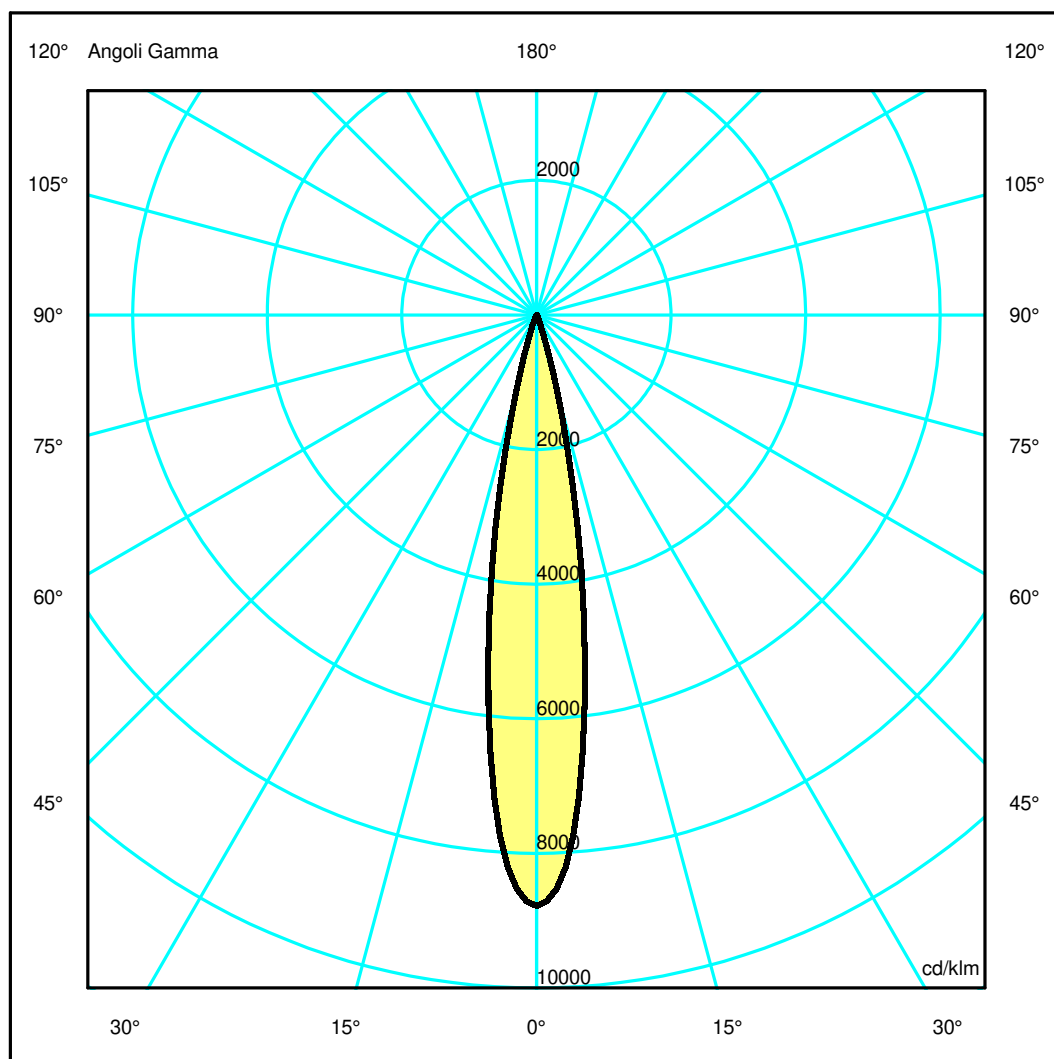
Diam=55mm



Semipiani C

180.0 ——— 0.0

ULOR 0.00 %
DLOR100.00 %
RN 0.00 %



Luminaire

Code NL4203218K004
Name Everything 55 square adjustable 20° - cornice nera - 3000K

Measurem.

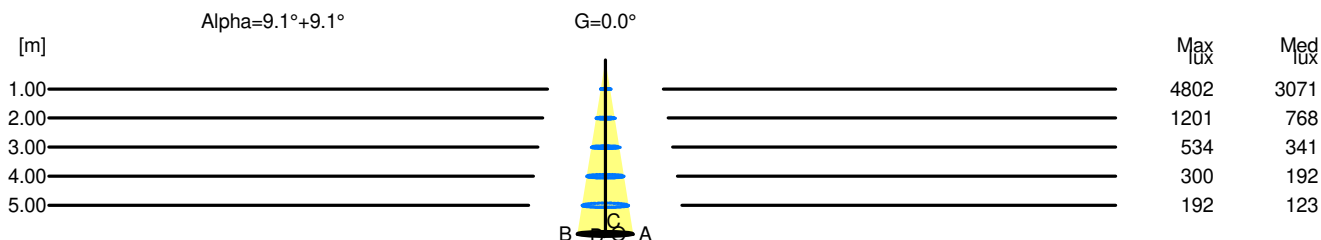
Code FTS1500205-B
Name Everything 55 square adjustable 20° - cornice nera - 3000K

Luminaire Flux	547 lm	Luminaire Power	5.5 W	Efficacy	99.455 lm/W	Efficiency	100.00%
Source Flux	547 lm	Maximum value	8779.29 cd/klm	Position	C=0.00 G=0.00	CG Rotosymmetrical	
Round Luminaire		Diam.	55 mm	Height	80 mm		
Round Luminous Area		Diam.	37 mm	Height	0 mm		
Horizontal Luminous Area		0.001075 m2		Emitting area on Plane 180°		0.000000 m2	
Emitting area on Plane 0°		0.000000 m2		Emitting area on Plane 270°		0.000000 m2	
Emitting area on Plane 90°		0.000000 m2		Glare area at 76°		0.000260 m2	
Coordinate system		CG		Symmetry Type		Rotosymmetrical	
Date		04-06-2024		Maximum Gamma Angle		180	
Measurement Distance		0.00		Measurement Flux		547 lm	
LED Flux=686lm LED Power=5.5W Eff=80% EfcLed=125lm/W EfcLum=99lm/W CCT=3000K Ra=90 R9=50 SDCM=2 L70(24k)=145000h							
C.I.E.	99	100	100	100	100	D DIN 5040	A60
F UTE	--					B NBN	BZ 1

Width at 50.00 % of Max Intensity

H[m]	1.00	2.00	3.00	4.00	5.00	H[m]	1.00	2.00	3.00	4.00	5.00
OA	0.16	0.32	0.48	0.64	0.80	OC	0.16	0.32	0.48	0.64	0.80
OB	0.16	0.32	0.48	0.64	0.80	OD	0.16	0.32	0.48	0.64	0.80

	Luminous Intensities [cd/klm]									
	0	5	15	25	35	45	55	65	75	85
OA	4802.27	3937.26	648.70	39.52	8.47	3.77	2.10	0.29	0.19	0.15
OB	4802.27	3937.26	648.70	39.52	8.47	3.77	2.10	0.29	0.19	0.15
OC	4802.27	3937.26	648.70	39.52	8.47	3.77	2.10	0.29	0.19	0.15
OD	4802.27	3937.26	648.70	39.52	8.47	3.77	2.10	0.29	0.19	0.15



H[m]	D[m]	Max lux	Med lux	Alpha=9.1°+9.1°	G=0.0
1.00	0.32	4802	3071		
2.00	0.64	1201	768		
3.00	0.96	534	341		
4.00	1.28	300	192		
5.00	1.60	192	123		