

## Luminaire

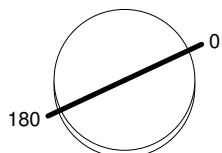
Code AD00604  
Name Picto 70 New led Verticale N/D Nero 4000K very wide flood

## Measurem.

Code FTS1602983  
Name Picto 70 New led Verticale N/D Nero 4000K very wide flood

Luminaire Flux	1876.96 lm	Luminaire Power	20.00 W	Efficacy	93.85 lm/W	Efficiency	100.00%
Lamps Flux	1876.96 lm	Maximum value	1312.95 cd/klm	Position	C=0.00 G=6.00	CG	Rotosymmetrical
Round Luminaire		Diam.	70 mm	Height	100 mm		
Round Luminous Area		Diam.	35 mm	Height	0 mm		
Horizontal Luminous Area		0.000962 m2		Emitting area on Plane 180°		0.000000 m2	
Emitting area on Plane 0°		0.000000 m2		Emitting area on Plane 270°		0.000000 m2	
Emitting area on Plane 90°		0.000000 m2		Glare area at 76°		0.000233 m2	
Coordinate system		CG		Symmetry Type		Rotosymmetrical	
Date		29-08-2017		Maximum Gamma Angle		180	
Measurement Distance		0.00		Measurement Flux		1876.96 lm	
LED Flux=2108lm LED Power=17,5W Eff=89,04% EfcLed=120lm/W EfcLum=94lm/W Ra=90 SDCM=3 L70(6K)=60000h							
C.I.E.	96 99 100 100 100			D DIN 5040	A60		
F UTE	1.00 A			B NBN	BZ 1		

Diam=70mm



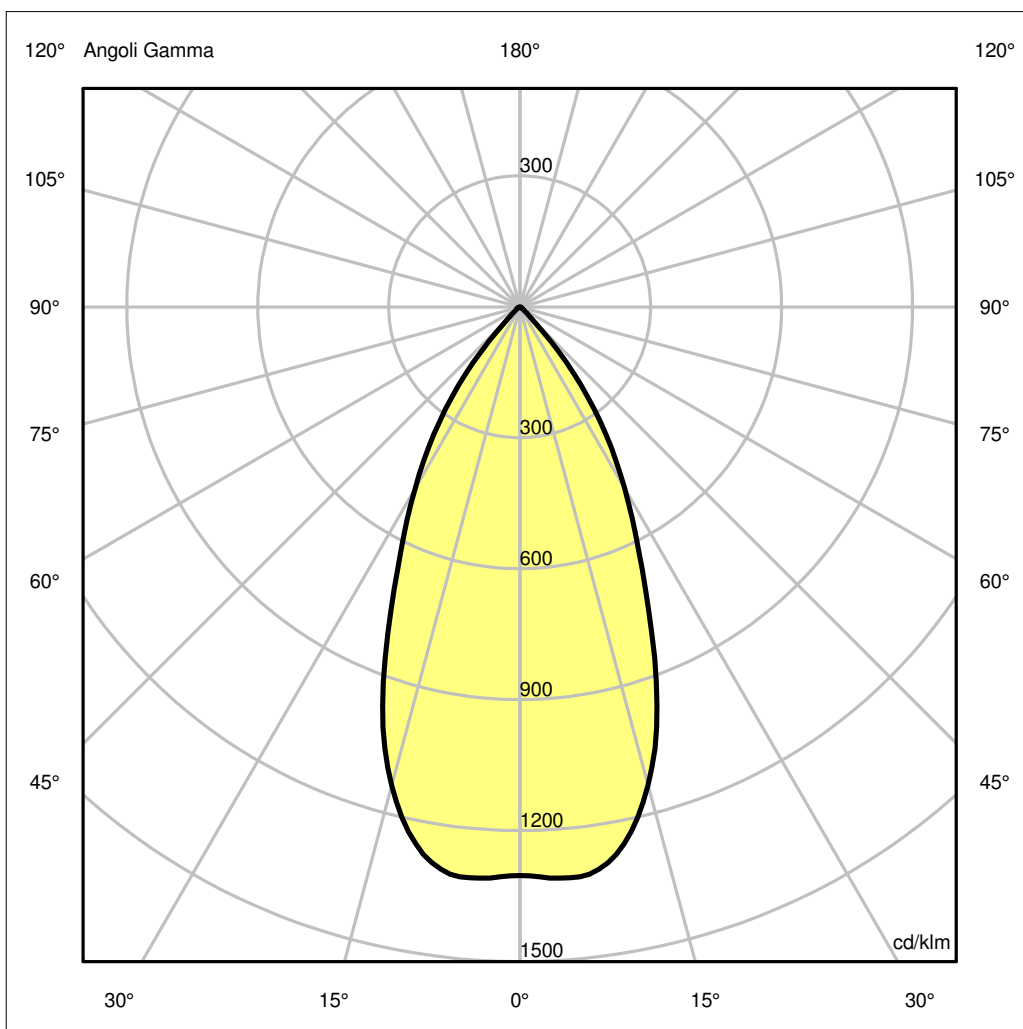
Semipiani C

180.0 ——— 0.0

ULOR 0.00 %

DLOR100.00 %

RN 0.00 %



## Luminaire

Code AD00604  
Name Picto 70 New led Verticale N/D Nero 4000K very wide flood

## Measurem.

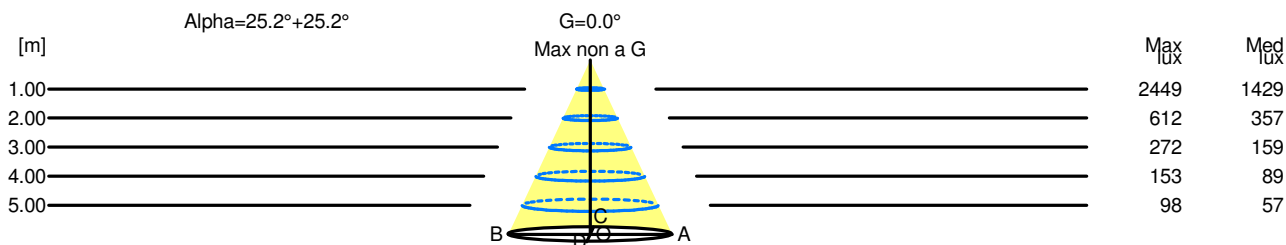
Code FTS1602983  
Name Picto 70 New led Verticale N/D Nero 4000K very wide flood

Luminaire Flux	1876.96 lm	Luminaire Power	20.00 W	Efficacy	93.85 lm/W	Efficiency	100.00%
Lamps Flux	1876.96 lm	Maximum value	1312.95 cd/klm	Position	C=0.00 G=6.00	CG	Rotosymmetrical
Round Luminaire Round Luminous Area		Diam. Diam.	70 mm 35 mm	Height Height	100 mm 0 mm		
Horizontal Luminous Area		0.000962 m2		Emitting area on Plane 180°		0.000000 m2	
Emitting area on Plane 0°		0.000000 m2		Emitting area on Plane 270°		0.000000 m2	
Emitting area on Plane 90°		0.000000 m2		Glare area at 76°		0.000233 m2	
Coordinate system		CG		Symmetry Type		Rotosymmetrical	
Date		29-08-2017		Maximum Gamma Angle		180	
Measurement Distance		0.00		Measurement Flux		1876.96 lm	
LED Flux=2108lm LED Power=17,5W Eff=89,04% EfcLed=120lm/W EfcLum=94lm/W Ra=90 SDCM=3 L70(6K)=60000h							
C.I.E.	96 99 100 100 100			D DIN 5040	A60		
F UTE	1.00 A			B NBN	BZ 1		

Width at 50.00 % of Max Intensity

H[m]	1.00	2.00	3.00	4.00	5.00	H[m]	1.00	2.00	3.00	4.00	5.00
OA	0.47	0.94	1.41	1.88	2.35	OC	0.47	0.94	1.41	1.88	2.35
OB	0.47	0.94	1.41	1.88	2.35	OD	0.47	0.94	1.41	1.88	2.35

	Luminous Intensities [ cd/klm]									
	0	5	15	25	35	45	55	65	75	85
OA	2444.61	2464.03	2129.80	1243.84	602.31	72.54	15.74	6.50	3.08	1.39
OB	2444.61	2464.03	2129.80	1243.84	602.31	72.54	15.74	6.50	3.08	1.39
OC	2444.61	2464.03	2129.80	1243.84	602.31	72.54	15.74	6.50	3.08	1.39
OD	2444.61	2464.03	2129.80	1243.84	602.31	72.54	15.74	6.50	3.08	1.39



H[m]	D[m]	Max lux	Med lux	Alpha=25.2°+25.2°	G=0.0 Max non a G
1.00	0.94	2449	1429		
2.00	1.88	612	357		
3.00	2.82	272	159		
4.00	3.76	153	89		
5.00	4.70	98	57		