

Luminaire

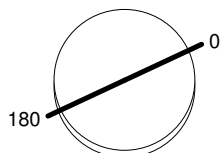
Code AD02601
Name Picto 70 New led Verticale DIM Bianco 4000K very wide flood

Measurem.

Code FTS1602994
Name Picto 70 New led Verticale DIM Bianco 4000K very wide flood

Luminaire Flux	1876.96 lm	Luminaire Power	20.00 W	Efficacy	93.85 lm/W	Efficiency	100.00%
Lamps Flux	1876.96 lm	Maximum value	1312.95 cd/klm	Position	C=0.00 G=6.00	CG	Rotosymmetrical
Round Luminaire	Diam.	70 mm	Height	100 mm			
Round Luminous Area	Diam.	35 mm	Height	0 mm			
Horizontal Luminous Area	0.000962 m2	Emitting area on Plane 180°		0.000000 m2			
Emitting area on Plane 0°	0.000000 m2	Emitting area on Plane 270°		0.000000 m2			
Emitting area on Plane 90°	0.000000 m2	Glare area at 76°		0.000233 m2			
Coordinate system	CG	Symmetry Type		Rotosymmetrical			
Date	29-08-2017	Maximum Gamma Angle		180			
Measurement Distance	0.00	Measurement Flux		1876.96 lm			
LED Flux=2108lm LED Power=17,5W Eff=89,04% EfcLed=120lm/W EfcLum=94lm/W Ra=90 SDCM=3 L70(6K)=60000h							
C.I.E.	96 99 100 100 100	D DIN 5040		A60			
F UTE	1.00 A	B NBN		BZ 1			

Diam=70mm



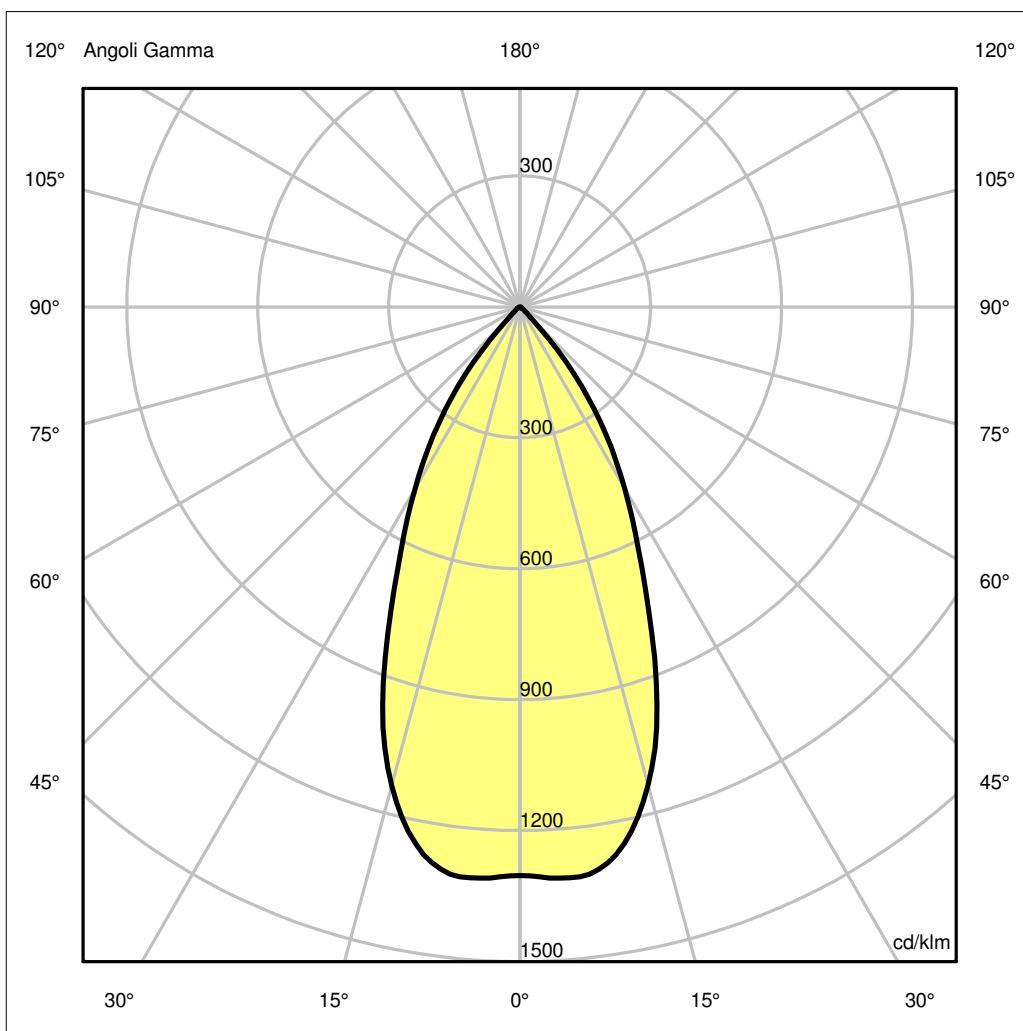
Semipiani C

180.0 ——— 0.0

ULOR 0.00 %

DLOR100.00 %

RN 0.00 %



Luminaire

Code AD02601
Name Picto 70 New led Verticale DIM Bianco 4000K very wide flood

Measurem.

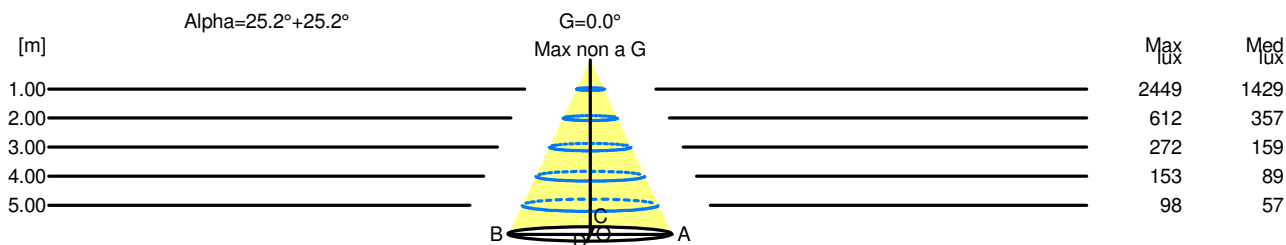
Code FTS1602994
Name Picto 70 New led Verticale DIM Bianco 4000K very wide flood

Luminaire Flux	1876.96 lm	Luminaire Power	20.00 W	Efficacy	93.85 lm/W	Efficiency	100.00%
Lamps Flux	1876.96 lm	Maximum value	1312.95 cd/klm	Position	C=0.00 G=6.00	CG	Rotosymmetrical
Round Luminaire		Diam.	70 mm	Height	100 mm		
Round Luminous Area		Diam.	35 mm	Height	0 mm		
Horizontal Luminous Area		0.000962 m2		Emitting area on Plane 180°		0.000000 m2	
Emitting area on Plane 0°		0.000000 m2		Emitting area on Plane 270°		0.000000 m2	
Emitting area on Plane 90°		0.000000 m2		Glare area at 76°		0.000233 m2	
Coordinate system		CG		Symmetry Type		Rotosymmetrical	
Date		29-08-2017		Maximum Gamma Angle		180	
Measurement Distance		0.00		Measurement Flux		1876.96 lm	
LED Flux=2108lm LED Power=17,5W Eff=89,04% EfcLed=120lm/W EfcLum=94lm/W Ra=90 SDCM=3 L70(6K)=60000h							
C.I.E.	96 99 100 100 100			D DIN 5040	A60		
F UTE	1.00 A			B NBN	BZ 1		

Width at 50.00 % of Max Intensity

H[m]	1.00	2.00	3.00	4.00	5.00	H[m]	1.00	2.00	3.00	4.00	5.00
OA	0.47	0.94	1.41	1.88	2.35	OC	0.47	0.94	1.41	1.88	2.35
OB	0.47	0.94	1.41	1.88	2.35	OD	0.47	0.94	1.41	1.88	2.35

	Luminous Intensities [cd/klm]									
	0	5	15	25	35	45	55	65	75	85
OA	2444.61	2464.03	2129.80	1243.84	602.31	72.54	15.74	6.50	3.08	1.39
OB	2444.61	2464.03	2129.80	1243.84	602.31	72.54	15.74	6.50	3.08	1.39
OC	2444.61	2464.03	2129.80	1243.84	602.31	72.54	15.74	6.50	3.08	1.39
OD	2444.61	2464.03	2129.80	1243.84	602.31	72.54	15.74	6.50	3.08	1.39



H[m]	D[m]	Max lux	Med lux	Alpha=25.2°+25.2°	G=0.0 Max non a G
1.00	0.94	2449	1429		
2.00	1.88	612	357		
3.00	2.82	272	159		
4.00	3.76	153	89		
5.00	4.70	98	57		