

## Luminaire

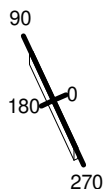
Code AT13301+AT09505  
Name A.39 SOSP/PLAF L=1184MM 840 ND BCO

## Measurem.

Code FTS1801037-A  
Name A.39 SOSP/PLAF L=1184MM 840 ND BCO

|   |                  |                 |               |                             |               |                    |                    |
|---|------------------|-----------------|---------------|-----------------------------|---------------|--------------------|--------------------|
| Luminaire Flux  | 2374 lm          | Luminaire Power | 20.0 W        | Efficacy                    | 118.700 lm/W  | Efficiency         | 100.00%            |
| Source Flux   | 2374 lm          | Maximum value   | 384.72 cd/klm | Position                    | C=0.00 G=0.00 | CG                 | Double Symmetrical |
| Rectangular Luminaire   |                  | Length          | 1184 mm       | Width                       | 45 mm         | Height             | 85 mm              |
| Rectangular Luminous Area   |                  | Length          | 1176 mm       | Width                       | 40 mm         | Height             | 0 mm               |
| Horizontal Luminous Area  |                  | 0.047040 m2     |               | Emitting area on Plane 180° |               | 0.000000 m2        |                    |
| Emitting area on Plane 0°   |                  | 0.000000 m2     |               | Emitting area on Plane 270° |               | 0.000000 m2        |                    |
| Emitting area on Plane 90°  |                  | 0.000000 m2     |               | Glare area at 76°           |               | 0.011380 m2        |                    |
| Coordinate system   |                  | CG              |               | Symmetry Type               |               | Double Symmetrical |                    |
| Date  |                  | 26-02-2025      |               | Maximum Gamma Angle         |               | 180                |                    |
| Measurement Distance  |                  | 0.00            |               | Measurement Flux            |               | 2374 lm            |                    |
| LED Flux=3390lm LED Power=18W Eff=70% EfcLed=193lm/W EfcLum=119lm/W CCT=4000K Ra=90 R9=50 SDCM=3 L70(17k)=102000h |                  |                 |               |                             |               |                    |                    |
| C.I.E.  | 49 80 96 100 100 |                 |               | D DIN 5040                  | A30           |                    |                    |
| F UTE   | 1.00 E           |                 |               | B NBN                       | BZ 4          |                    |                    |

1184mm x 45mm



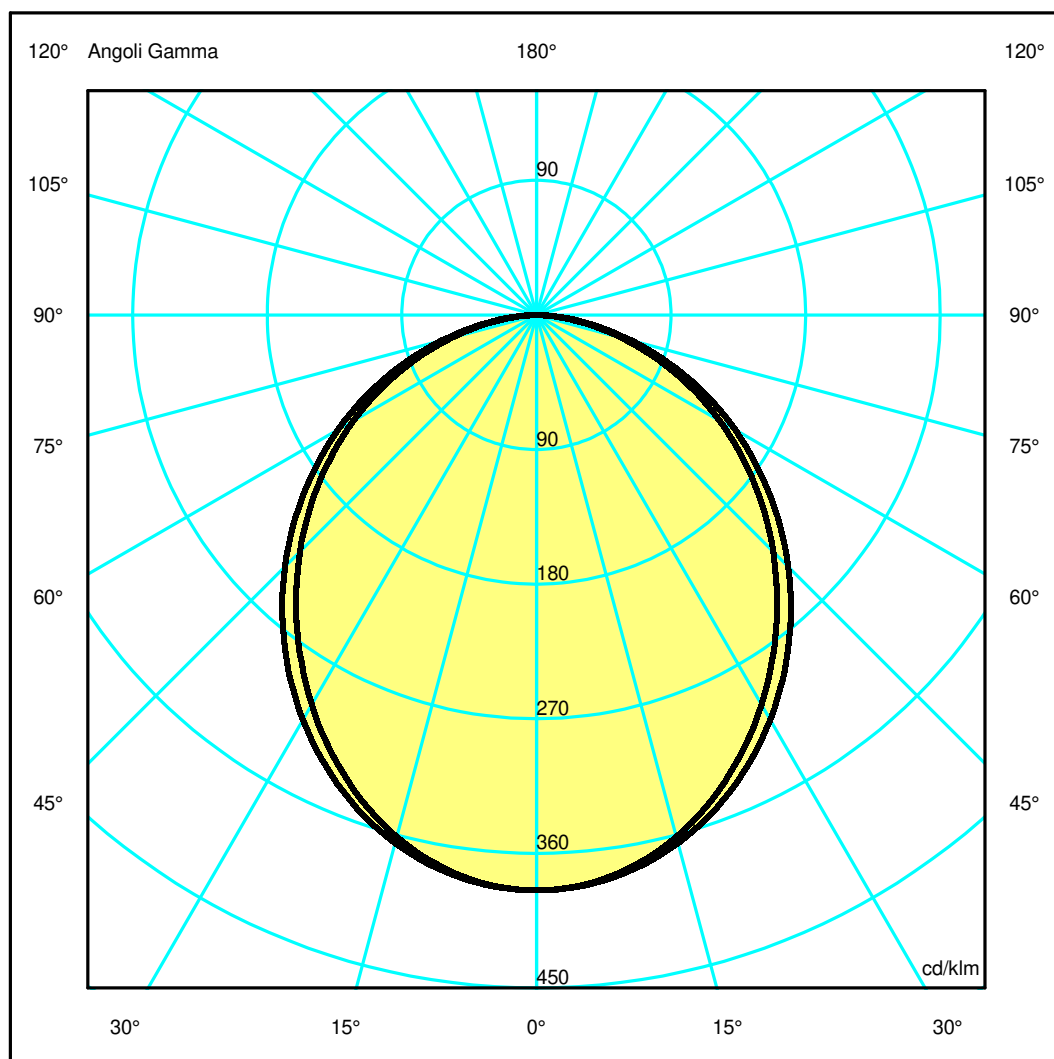
Semipiani C

180.0 — 0.0  
270.0 — 90.0

ULOR 0.01 %

DLOR 99.99 %

RN 0.01 %



## Luminaire

Code AT13301+AT09505  
Name A.39 SOSP/PLAF L=1184MM 840 ND BCO

## Measurem.

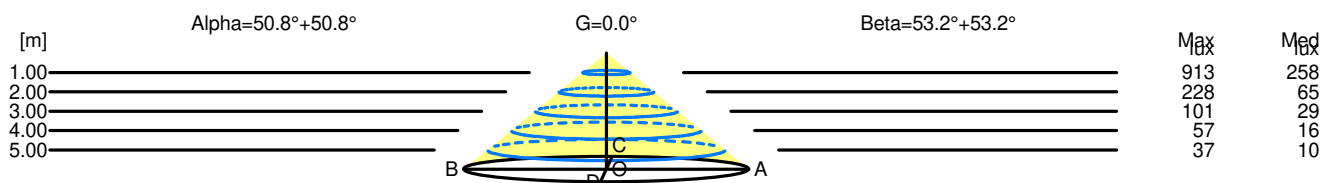
Code FTS1801037-A  
Name A.39 SOSP/PLAF L=1184MM 840 ND BCO

|   |                  |                 |               |                             |               |                    |                    |
|---|------------------|-----------------|---------------|-----------------------------|---------------|--------------------|--------------------|
| Luminaire Flux  | 2374 lm          | Luminaire Power | 20.0 W        | Efficacy                    | 118.700 lm/W  | Efficiency         | 100.00%            |
| Source Flux   | 2374 lm          | Maximum value   | 384.72 cd/klm | Position                    | C=0.00 G=0.00 | CG                 | Double Symmetrical |
| Rectangular Luminaire   |                  | Length          | 1184 mm       | Width                       | 45 mm         | Height             | 85 mm              |
| Rectangular Luminous Area   |                  | Length          | 1176 mm       | Width                       | 40 mm         | Height             | 0 mm               |
| Horizontal Luminous Area  |                  | 0.047040 m2     |               | Emitting area on Plane 180° |               | 0.000000 m2        |                    |
| Emitting area on Plane 0°   |                  | 0.000000 m2     |               | Emitting area on Plane 270° |               | 0.000000 m2        |                    |
| Emitting area on Plane 90°  |                  | 0.000000 m2     |               | Glare area at 76°           |               | 0.011380 m2        |                    |
| Coordinate system   |                  | CG              |               | Symmetry Type               |               | Double Symmetrical |                    |
| Date  |                  | 26-02-2025      |               | Maximum Gamma Angle         |               | 180                |                    |
| Measurement Distance  |                  | 0.00            |               | Measurement Flux            |               | 2374 lm            |                    |
| LED Flux=3390lm LED Power=18W Eff=70% EfcLed=193lm/W EfcLum=119lm/W CCT=4000K Ra=90 R9=50 SDCM=3 L70(17k)=102000h |                  |                 |               |                             |               |                    |                    |
| C.I.E.  | 49 80 96 100 100 |                 |               | D DIN 5040                  | A30           |                    |                    |
| F UTE   | 1.00 E           |                 |               | B NBN                       | BZ 4          |                    |                    |

Width at 50.00 % of Max Intensity

|      |      |      |      |      |      |      |      |      |      |      |      |
|------|------|------|------|------|------|------|------|------|------|------|------|
| H[m] | 1.00 | 2.00 | 3.00 | 4.00 | 5.00 | H[m] | 1.00 | 2.00 | 3.00 | 4.00 | 5.00 |
| OA   | 1.23 | 2.45 | 3.68 | 4.91 | 6.13 | OC   | 1.34 | 2.67 | 4.01 | 5.35 | 6.69 |
| OB   | 1.23 | 2.45 | 3.68 | 4.91 | 6.13 | OD   | 1.34 | 2.67 | 4.01 | 5.35 | 6.69 |

|    |                                |        |        |        |        |        |        |        |        |       |
|----|--------------------------------|--------|--------|--------|--------|--------|--------|--------|--------|-------|
|    | Luminous Intensities [ cd/klm] |        |        |        |        |        |        |        |        |       |
|    | 0                              | 5      | 15     | 25     | 35     | 45     | 55     | 65     | 75     | 85    |
| OA | 913.32                         | 906.82 | 857.56 | 768.50 | 655.80 | 531.38 | 401.06 | 269.82 | 139.41 | 33.24 |
| OB | 913.32                         | 906.82 | 857.56 | 768.50 | 655.80 | 531.38 | 401.06 | 269.82 | 139.41 | 33.24 |
| OC | 913.32                         | 908.30 | 867.76 | 790.48 | 687.63 | 564.93 | 431.32 | 294.28 | 155.62 | 40.65 |
| OD | 913.32                         | 908.30 | 867.76 | 790.48 | 687.63 | 564.93 | 431.32 | 294.28 | 155.62 | 40.65 |



| H[m] | D[m]  | Max lux | Med lux | Alpha=50.8°+50.8° | G=0.0 |
|------|-------|---------|---------|-------------------|-------|
| 1.00 | 2.45  | 913     | 258     |                   |       |
| 2.00 | 4.91  | 228     | 65      |                   |       |
| 3.00 | 7.36  | 101     | 29      |                   |       |
| 4.00 | 9.81  | 57      | 16      |                   |       |
| 5.00 | 12.27 | 37      | 10      |                   |       |

| H[m] | D[m]  | Max lux | Med lux | Beta=53.2°+53.2° | G=0.0 |
|------|-------|---------|---------|------------------|-------|
| 1.00 | 2.67  | 913     | 258     |                  |       |
| 2.00 | 5.35  | 228     | 65      |                  |       |
| 3.00 | 8.02  | 101     | 29      |                  |       |
| 4.00 | 10.70 | 57      | 16      |                  |       |
| 5.00 | 13.37 | 37      | 10      |                  |       |