

Luminaire

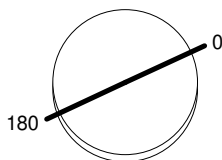
Code NL4203318Y006
Name Everything 55 round adjustable 20° - cornice bianca - 2700K

Measurem.

Code FTS1602930-B
Name Everything 55 round adjustable 20° - cornice bianca - 2700K

Luminaire Flux	528 lm	Luminaire Power	5.5 W	Efficacy	96.000 lm/W	Efficiency	100.00%
Source Flux	528 lm	Maximum value	8630.53 cd/klm	Position	C=0.00 G=0.00	CG	Rotosymmetrical
Round Luminaire		Diam.	55 mm	Height	80 mm		
Round Luminous Area		Diam.	37 mm	Height	0 mm		
Horizontal Luminous Area		0.001075 m2		Emitting area on Plane 180°		0.000000 m2	
Emitting area on Plane 0°		0.000000 m2		Emitting area on Plane 270°		0.000000 m2	
Emitting area on Plane 90°		0.000000 m2		Glare area at 76°		0.000260 m2	
Coordinate system		CG		Symmetry Type		Rotosymmetrical	
Date		04-06-2024		Maximum Gamma Angle		180	
Measurement Distance		0.00		Measurement Flux		528 lm	
LED Flux=640lm LED Power=5.5W Eff=82% EfcLed=116lm/W EfcLum=96lm/W CCT=2700K Ra=90 R9=50 SDCM=2 L70(24k)=145000h							
C.I.E.	97 99 100 100 100			D DIN 5040		A60	
F UTE	--			B NBN		BZ 1	

Diam=55mm



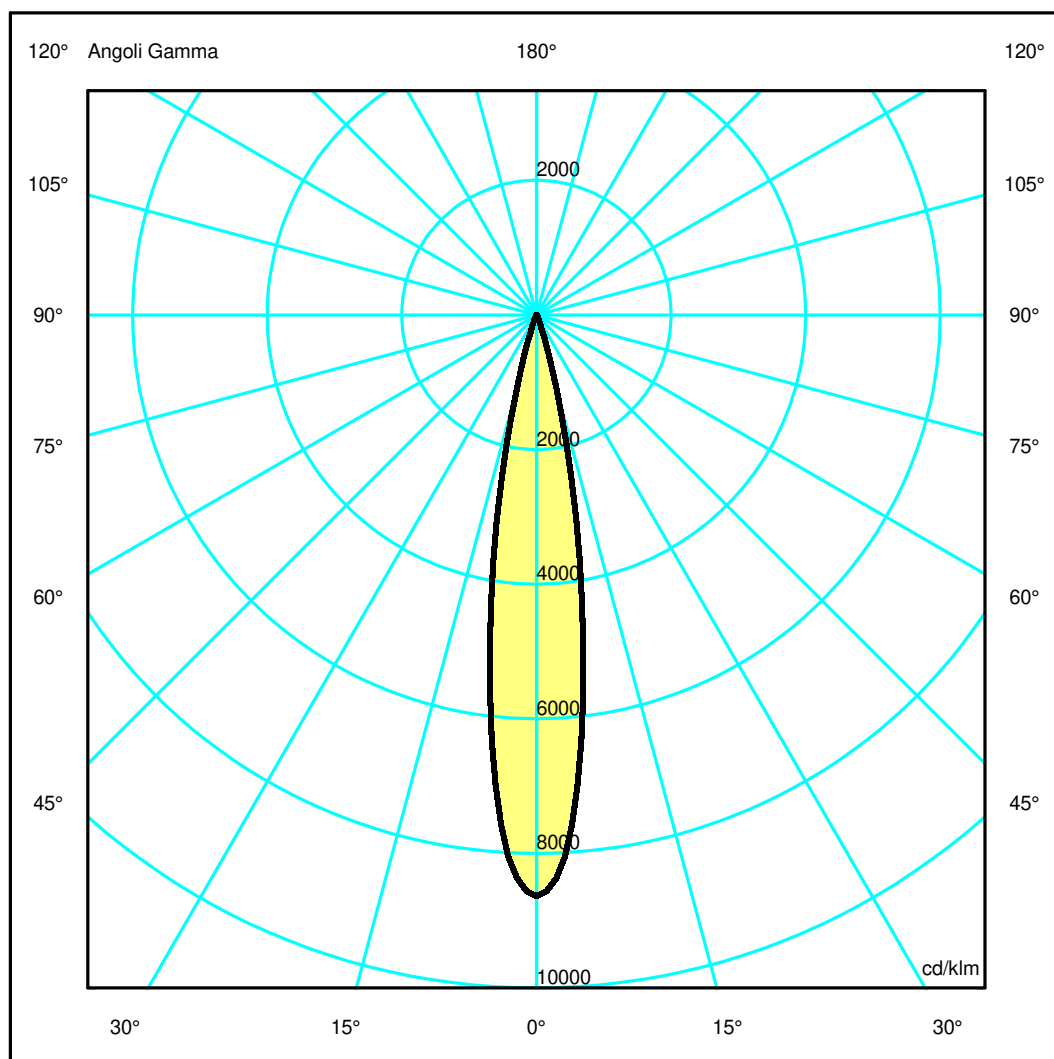
Semipiani C

180.0 ——— 0.0

ULOR 0.00 %

DLOR100.00 %

RN 0.00 %



Luminaire

Code NL4203318Y006
Name Everything 55 round adjustable 20° - cornice bianca - 2700K

Measurem.

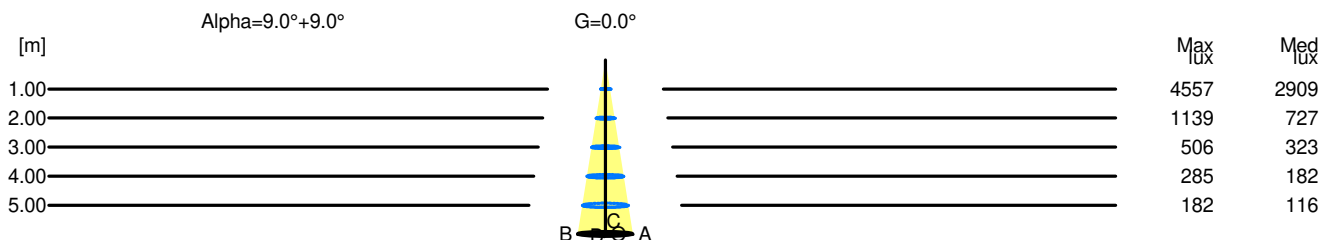
Code FTS1602930-B
Name Everything 55 round adjustable 20° - cornice bianca - 2700K

Luminaire Flux	528 lm	Luminaire Power	5.5 W	Efficacy	96.000 lm/W	Efficiency	100.00%
Source Flux	528 lm	Maximum value	8630.53 cd/klm	Position	C=0.00 G=0.00	CG Rotosymmetrical	
Round Luminaire		Diam.	55 mm	Height	80 mm		
Round Luminous Area		Diam.	37 mm	Height	0 mm		
Horizontal Luminous Area		0.001075 m2		Emitting area on Plane 180°		0.000000 m2	
Emitting area on Plane 0°		0.000000 m2		Emitting area on Plane 270°		0.000000 m2	
Emitting area on Plane 90°		0.000000 m2		Glare area at 76°		0.000260 m2	
Coordinate system		CG		Symmetry Type		Rotosymmetrical	
Date		04-06-2024		Maximum Gamma Angle		180	
Measurement Distance		0.00		Measurement Flux		528 lm	
LED Flux=640lm LED Power=5.5W Eff=82% EfcLed=116lm/W EfcLum=96lm/W CCT=2700K Ra=90 R9=50 SDCM=2 L70(24k)=145000h							
C.I.E.	97 99 100 100 100			D DIN 5040	A60		
F UTE	--			B NBN	BZ 1		

Width at 50.00 % of Max Intensity

H[m]	1.00	2.00	3.00	4.00	5.00	H[m]	1.00	2.00	3.00	4.00	5.00
OA	0.16	0.32	0.48	0.63	0.79	OC	0.16	0.32	0.48	0.63	0.79
OB	0.16	0.32	0.48	0.63	0.79	OD	0.16	0.32	0.48	0.63	0.79

	Luminous Intensities [cd/klm]									
	0	5	15	25	35	45	55	65	75	85
OA	4556.92	3699.89	606.29	40.27	11.63	7.46	5.85	3.14	1.75	0.56
OB	4556.92	3699.89	606.29	40.27	11.63	7.46	5.85	3.14	1.75	0.56
OC	4556.92	3699.89	606.29	40.27	11.63	7.46	5.85	3.14	1.75	0.56
OD	4556.92	3699.89	606.29	40.27	11.63	7.46	5.85	3.14	1.75	0.56



H[m]	D[m]	Max lux	Med lux	Alpha=9.0°+9.0°	G=0.0
1.00	0.32	4557	2909		
2.00	0.63	1139	727		
3.00	0.95	506	323		
4.00	1.27	285	182		
5.00	1.59	182	116		