

## Luminaire

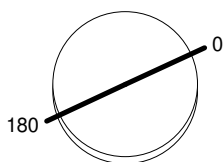
Code NL4203318Y002  
Name Everything 55 round adjustable 20° - cornice grigia - 2700K

## Measurement

Code FTS1602932-B  
Name Everything 55 round adjustable 20° - cornice grigia - 2700K

Luminaire Flux	520 lm	Luminaire Power	5.5 W	Efficacy	94.545 lm/W	Efficiency	100.00%
Source Flux	520 lm	Maximum value	8773.17 cd/klm	Position	C=0.00 G=0.00	CG	Rotosymmetrical
Round Luminaire		Diam.	55 mm	Height	80 mm		
Round Luminous Area		Diam.	37 mm	Height	0 mm		
Horizontal Luminous Area		0.001075 m2		Emitting area on Plane 180°		0.000000 m2	
Emitting area on Plane 0°		0.000000 m2		Emitting area on Plane 270°		0.000000 m2	
Emitting area on Plane 90°		0.000000 m2		Glare area at 76°		0.000260 m2	
Coordinate system		CG		Symmetry Type		Rotosymmetrical	
Date		04-06-2024		Maximum Gamma Angle		180	
Measurement Distance		0.00		Measurement Flux		520 lm	
LED Flux=640lm LED Power=5.5W Eff=81% EfcLed=116lm/W EfcLum=95lm/W CCT=2700K Ra=90 R9=50 SDCM=2 L70(24k)=145000h							
C.I.E.	98	100	100	100	100	D DIN 5040	A60
F UTE	--					B NBN	BZ 1

Diam=55mm



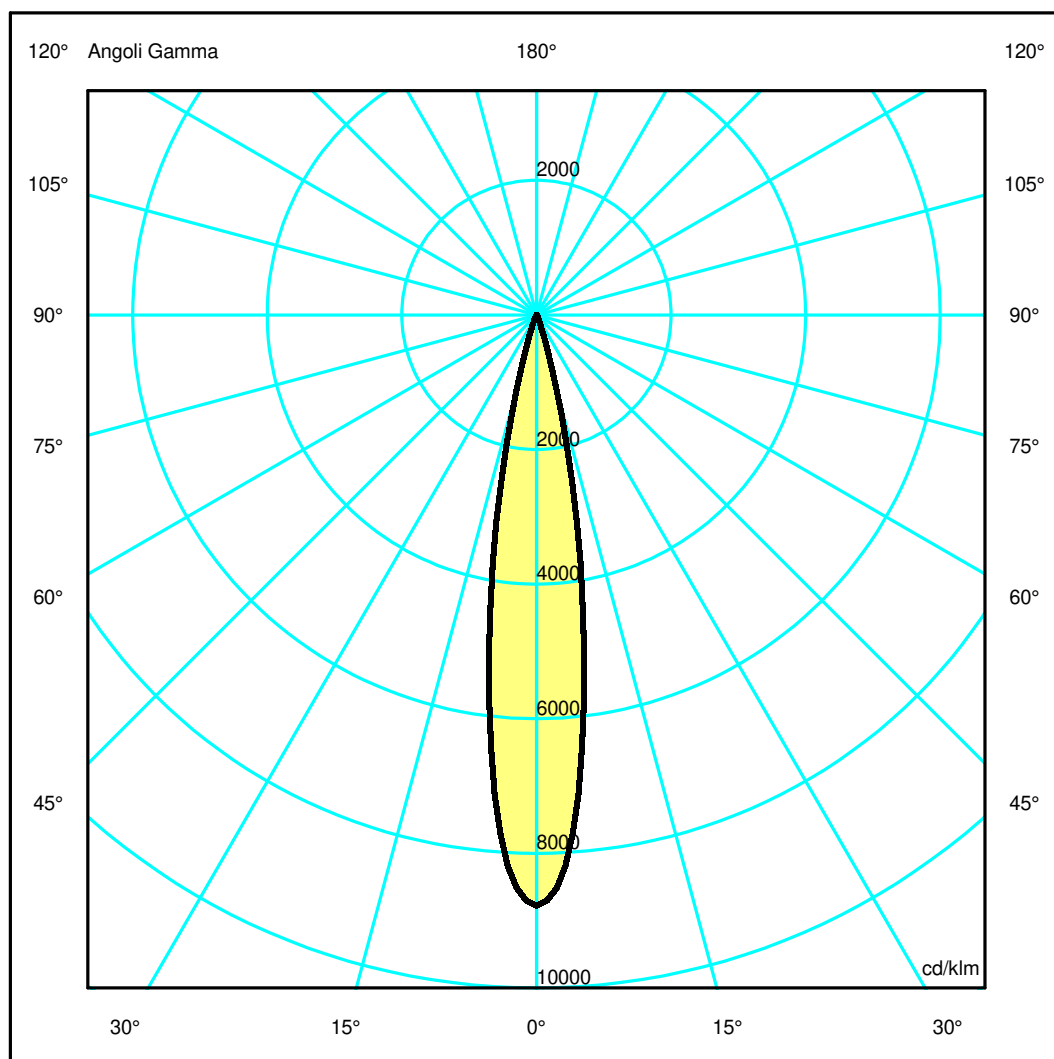
Semipiani C

180.0 ——— 0.0

ULOR 0.00 %

DLOR100.00 %

RN 0.00 %



## Luminaire

Code NL4203318Y002  
Name Everything 55 round adjustable 20° - cornice grigia - 2700K

## Measurem.

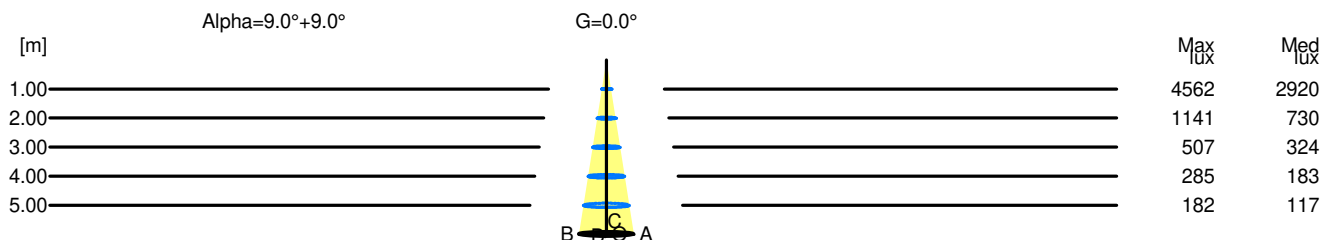
Code FTS1602932-B  
Name Everything 55 round adjustable 20° - cornice grigia - 2700K

Luminaire Flux	520 lm	Luminaire Power	5.5 W	Efficacy	94.545 lm/W	Efficiency	100.00%
Source Flux	520 lm	Maximum value	8773.17 cd/klm	Position	C=0.00 G=0.00	CG Rotosymmetrical	
Round Luminaire		Diam.	55 mm	Height	80 mm		
Round Luminous Area		Diam.	37 mm	Height	0 mm		
Horizontal Luminous Area		0.001075 m2		Emitting area on Plane 180°		0.000000 m2	
Emitting area on Plane 0°		0.000000 m2		Emitting area on Plane 270°		0.000000 m2	
Emitting area on Plane 90°		0.000000 m2		Glare area at 76°		0.000260 m2	
Coordinate system		CG		Symmetry Type		Rotosymmetrical	
Date		04-06-2024		Maximum Gamma Angle		180	
Measurement Distance		0.00		Measurement Flux		520 lm	
LED Flux=640lm LED Power=5.5W Eff=81% EfcLed=116lm/W EfcLum=95lm/W CCT=2700K Ra=90 R9=50 SDCM=2 L70(24k)=145000h							
C.I.E.	98	100	100	100	100	D DIN 5040	A60
F UTE	--					B NBN	BZ 1

Width at 50.00 % of Max Intensity

H[m]	1.00	2.00	3.00	4.00	5.00	H[m]	1.00	2.00	3.00	4.00	5.00
OA	0.16	0.32	0.48	0.63	0.79	OC	0.16	0.32	0.48	0.63	0.79
OB	0.16	0.32	0.48	0.63	0.79	OD	0.16	0.32	0.48	0.63	0.79

	Luminous Intensities [ cd/klm]									
	0	5	15	25	35	45	55	65	75	85
OA	4562.05	3718.32	604.97	39.07	10.03	5.66	3.75	1.27	0.57	0.23
OB	4562.05	3718.32	604.97	39.07	10.03	5.66	3.75	1.27	0.57	0.23
OC	4562.05	3718.32	604.97	39.07	10.03	5.66	3.75	1.27	0.57	0.23
OD	4562.05	3718.32	604.97	39.07	10.03	5.66	3.75	1.27	0.57	0.23



H[m]	D[m]	Max lux	Med lux	Alpha=9.0°+9.0°	G=0.0
1.00	0.32	4562	2920		
2.00	0.63	1141	730		
3.00	0.95	507	324		
4.00	1.27	285	183		
5.00	1.58	182	117		