

Luminaire

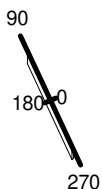
Code BH14904+BH16201
Name A.39 SHARP D+IND 2368 LB 54 400K ND NRO + COVER 4X4 OPT. LB WHITE

Measurem.

Code FTS1900499-A
Name A.39 SHARP D+IND 2368 LB 54 400K ND NRO + COVER 4X4 OPT. LB WHITE

Luminaire Flux	9569 lm	Luminaire Power	104.0 W	Efficacy	92.010 lm/W	Efficiency	100.00%
Source Flux	9569 lm	Maximum value	502.45 cd/klm	Position	C=0.00 G=1.00	CG	Double Symmetrical
Rectangular Luminaire		Length	2368 mm	Width	40 mm	Height	111 mm
Rectangular Luminous Area		Length	592 mm	Width	37 mm	Height	0 mm
Horizontal Luminous Area		0.021904 m2		Emitting area on Plane 180°		0.000000 m2	
Emitting area on Plane 0°		0.000000 m2		Emitting area on Plane 270°		0.000000 m2	
Emitting area on Plane 90°		0.000000 m2		Glare area at 76°		0.005299 m2	
Coordinate system		CG		Symmetry Type		Double Symmetrical	
Date		03-03-2025		Maximum Gamma Angle		180	
Measurement Distance		0.00		Measurement Flux		9569 lm	
LED Flux=12074lm LED Power=85W Eff=79% EfcLed=142lm/W EfcLum=92lm/W CCT=4000K Ra=90 R9=50 SDCM=2 L70(17k)=102000h							
C.I.E.	97 99 100 36 100			D DIN 5040		D62	
F UTE	--			B NBN		BZ 1	

2368mm x 40mm



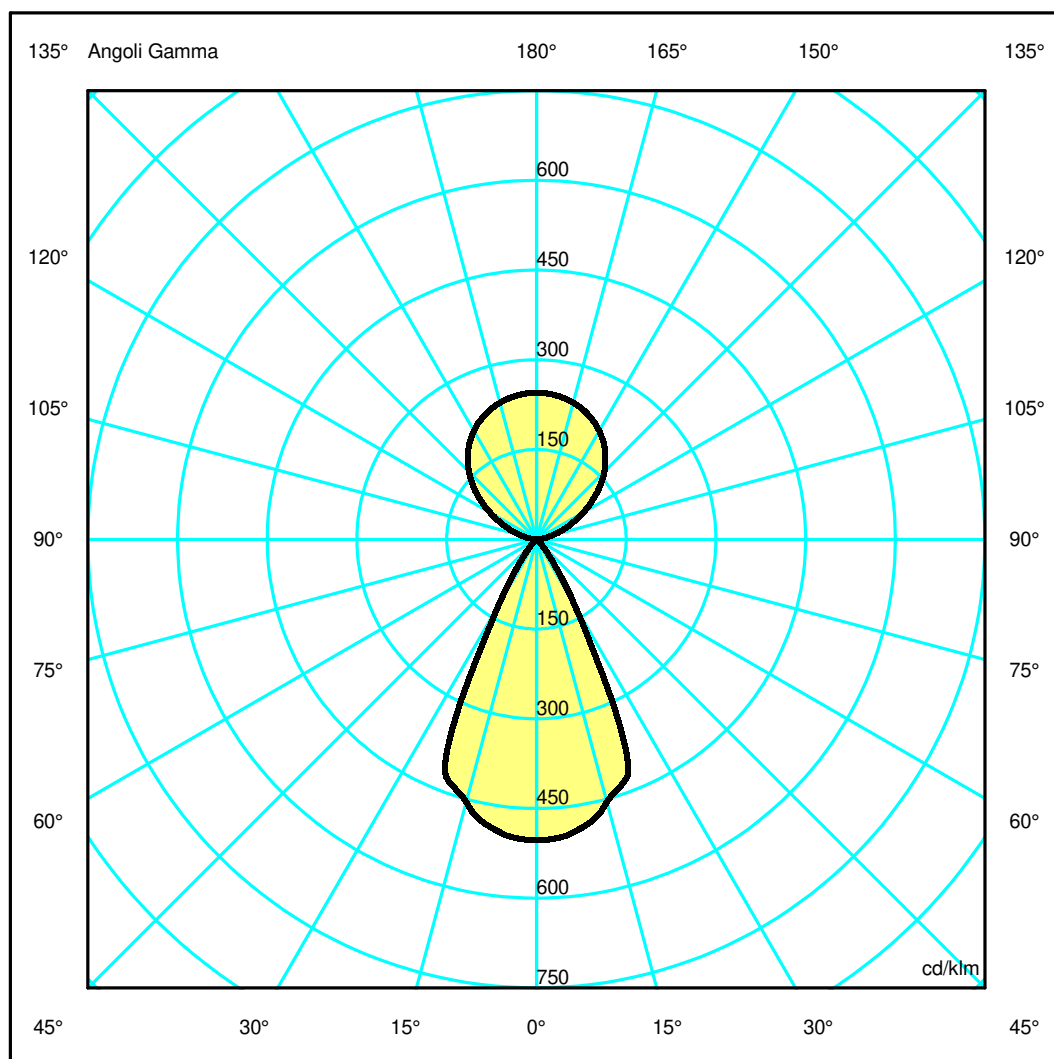
Semipiani C

180.0 — 0.0
270.0 — 90.0

ULOR 64.27 %

DLOR 35.73 %

RN 64.27 %



Luminaire

Code BH14904+BH16201
Name A.39 SHARP D+IND 2368 LB 54 400K ND NRO + COVER 4X4 OPT. LB WHITE

Measurem.

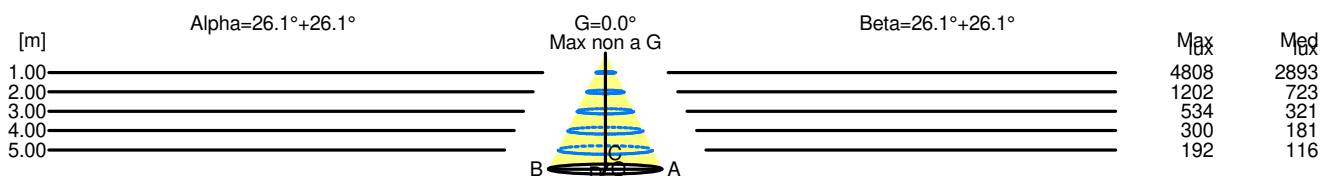
Code FTS1900499-A
Name A.39 SHARP D+IND 2368 LB 54 400K ND NRO + COVER 4X4 OPT. LB WHITE

Luminaire Flux	9569 lm	Luminaire Power	104.0 W	Efficacy	92.010 lm/W	Efficiency	100.00%
Source Flux	9569 lm	Maximum value	502.45 cd/klm	Position	C=0.00 G=1.00	CG Double Symmetrical	
Rectangular Luminaire		Length	2368 mm	Width	40 mm	Height	111 mm
Rectangular Luminous Area		Length	592 mm	Width	37 mm	Height	0 mm
Horizontal Luminous Area		0.021904 m2		Emitting area on Plane 180°		0.000000 m2	
Emitting area on Plane 0°		0.000000 m2		Emitting area on Plane 270°		0.000000 m2	
Emitting area on Plane 90°		0.000000 m2		Glare area at 76°		0.005299 m2	
Coordinate system		CG		Symmetry Type		Double Symmetrical	
Date		03-03-2025		Maximum Gamma Angle		180	
Measurement Distance		0.00		Measurement Flux		9569 lm	
LED Flux=12074lm LED Power=85W Eff=79% EfcLed=142lm/W EfcLum=92lm/W CCT=4000K Ra=90 R9=50 SDCM=2 L70(17k)=102000h							
C.I.E.	97 99 100 36 100			D DIN 5040	D62		
F UTE	--			B NBN	BZ 1		

Width at 50.00 % of Max Intensity

H[m]	1.00	2.00	3.00	4.00	5.00	H[m]	1.00	2.00	3.00	4.00	5.00
OA	0.49	0.98	1.47	1.96	2.45	OC	0.49	0.98	1.47	1.96	2.45
OB	0.49	0.98	1.47	1.96	2.45	OD	0.49	0.98	1.47	1.96	2.45

	Luminous Intensities [cd/klm]									
	0	5	15	25	35	45	55	65	75	85
OA	4807.97	4773.66	4345.33	2892.70	530.08	92.14	21.59	13.80	9.06	3.38
OB	4807.97	4773.66	4345.33	2892.70	530.08	92.14	21.59	13.80	9.06	3.38
OC	4807.97	4773.66	4345.33	2892.70	530.08	92.14	21.59	13.80	9.06	3.38
OD	4807.97	4773.66	4345.33	2892.70	530.08	92.14	21.59	13.80	9.06	3.38



H[m]	D[m]	Max lux	Med lux	Alpha=26.1°+26.1°	G=0.0 Max non a G
1.00	0.98	4808	2893		
2.00	1.96	1202	723		
3.00	2.94	534	321		
4.00	3.91	300	181		
5.00	4.89	192	116		

H[m]	D[m]	Max lux	Med lux	Beta=26.1°+26.1°	G=0.0 Max non a G
1.00	0.98	4808	2893		
2.00	1.96	1202	723		
3.00	2.94	534	321		
4.00	3.91	300	181		
5.00	4.89	192	116		