

Luminaire

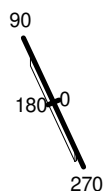
Code BH11101+BH16304
Name A.39 SHARP D+IND 2368 HB 54 400K DM BCO + COVER 6X4 OPT. HB BLACK

Measurem.

Code FTS1900286-B
Name A.39 SHARP D+IND 2368 HB 54 400K DM BCO + COVER 6X4 OPT. HB BLACK

Luminaire Flux	11156 lm	Luminaire Power	120.0 W	Efficacy	92.967 lm/W	Efficiency	100.00%
Source Flux	11156 lm	Maximum value	642.09 cd/klm	Position	C=0.00 G=0.00	CG	Double Symmetrical
Rectangular Luminaire		Length	2368 mm	Width	40 mm	Height	111 mm
Rectangular Luminous Area		Length	888 mm	Width	37 mm	Height	0 mm
Horizontal Luminous Area		0.032856 m2		Emitting area on Plane 180°		0.000000 m2	
Emitting area on Plane 0°		0.000000 m2		Emitting area on Plane 270°		0.000000 m2	
Emitting area on Plane 90°		0.000000 m2		Glare area at 76°		0.007949 m2	
Coordinate system		CG		Symmetry Type		Double Symmetrical	
Date		03-03-2025		Maximum Gamma Angle		180	
Measurement Distance		0.00		Measurement Flux		11156 lm	
LED Flux=14404lm LED Power=107W Eff=77% EfcLed=135lm/W EfcLum=93lm/W CCT=4000K Ra=90 R9=50 SDCM=2 L70(17k)=102000h							
C.I.E.	99	100	100	45	100	D DIN 5040	C62
F UTE	--					B NBN	BZ 1

2368mm x 40mm



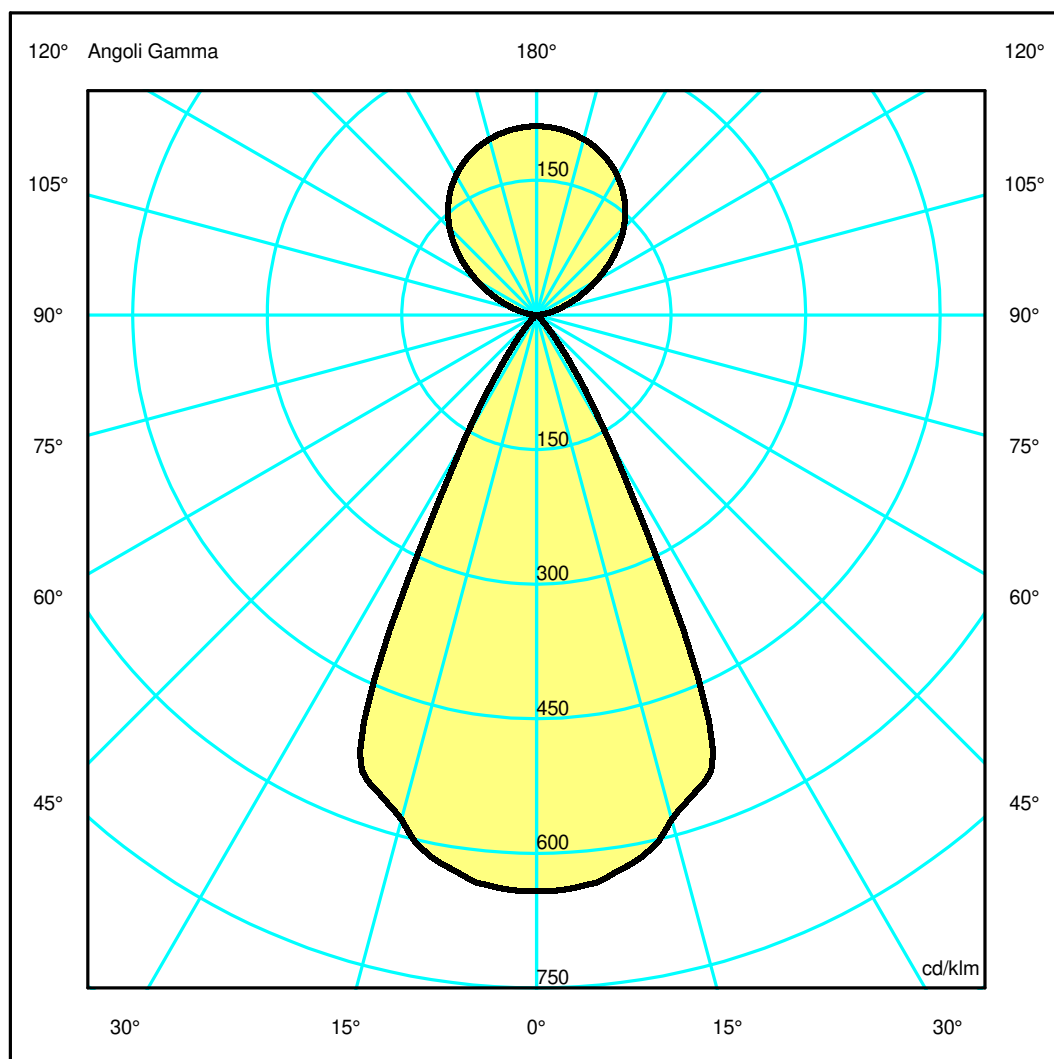
Semipiani C

180.0 — 0.0
270.0 — 90.0

ULOR 55.13 %

DLOR 44.87 %

RN 55.13 %



Luminaire

Code BH11101+BH16304
Name A.39 SHARP D+IND 2368 HB 54 400K DM BCO + COVER 6X4 OPT. HB BLACK

Measurem.

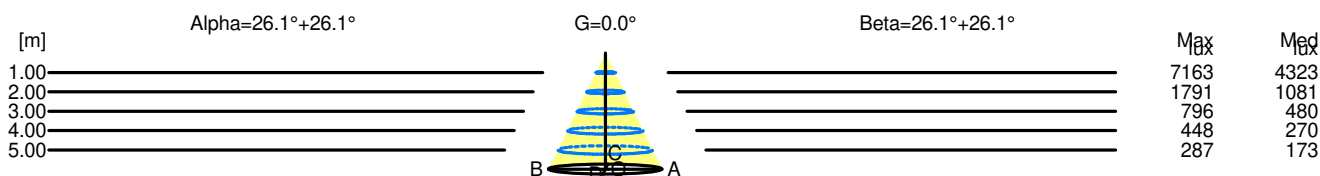
Code FTS1900286-B
Name A.39 SHARP D+IND 2368 HB 54 400K DM BCO + COVER 6X4 OPT. HB BLACK

Luminaire Flux	11156 lm	Luminaire Power	120.0 W	Efficacy	92.967 lm/W	Efficiency	100.00%
Source Flux	11156 lm	Maximum value	642.09 cd/klm	Position	C=0.00 G=0.00	CG	Double Symmetrical
Rectangular Luminaire		Length	2368 mm	Width	40 mm	Height	111 mm
Rectangular Luminous Area		Length	888 mm	Width	37 mm	Height	0 mm
Horizontal Luminous Area		0.032856 m2		Emitting area on Plane 180°		0.000000 m2	
Emitting area on Plane 0°		0.000000 m2		Emitting area on Plane 270°		0.000000 m2	
Emitting area on Plane 90°		0.000000 m2		Glare area at 76°		0.007949 m2	
Coordinate system		CG		Symmetry Type		Double Symmetrical	
Date		03-03-2025		Maximum Gamma Angle		180	
Measurement Distance		0.00		Measurement Flux		11156 lm	
LED Flux=14404lm LED Power=107W Eff=77% EfcLed=135lm/W EfcLum=93lm/W CCT=4000K Ra=90 R9=50 SDCM=2 L70(17k)=102000h							
C.I.E.	99 100 100 45 100			D DIN 5040	C62		
F UTE	--			B NBN	BZ 1		

Width at 50.00 % of Max Intensity

H[m]	1.00	2.00	3.00	4.00	5.00	H[m]	1.00	2.00	3.00	4.00	5.00
OA	0.49	0.98	1.47	1.96	2.44	OC	0.49	0.98	1.47	1.96	2.44
OB	0.49	0.98	1.47	1.96	2.44	OD	0.49	0.98	1.47	1.96	2.44

	Luminous Intensities [cd/klm]									
	0	5	15	25	35	45	55	65	75	85
OA	7163.18	7111.69	6493.45	4319.22	764.77	111.56	8.69	0.00	0.00	0.00
OB	7163.18	7111.69	6493.45	4319.22	764.77	111.56	8.69	0.00	0.00	0.00
OC	7163.18	7111.69	6493.45	4319.22	764.77	111.56	8.69	0.00	0.00	0.00
OD	7163.18	7111.69	6493.45	4319.22	764.77	111.56	8.69	0.00	0.00	0.00



H[m]	D[m]	Max lux	Med lux	Alpha=26.1°+26.1°	G=0.0
1.00	0.98	7163	4323		
2.00	1.96	1791	1081		
3.00	2.93	796	480		
4.00	3.91	448	270		
5.00	4.89	287	173		

H[m]	D[m]	Max lux	Med lux	Beta=26.1°+26.1°	G=0.0
1.00	0.98	7163	4323		
2.00	1.96	1791	1081		
3.00	2.93	796	480		
4.00	3.91	448	270		
5.00	4.89	287	173		