

## Luminaire

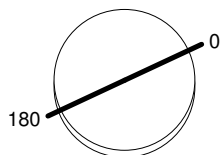
Code AD02801  
Name PICTO 70.TRACK.V 20W 940 SPOT DIM BCO

## Measurem.

Code FTS1702494  
Name PICTO 70.TRACK.V 20W 940 SPOT DIM BCO

Luminaire Flux	1349.44 lm	Luminaire Power	20.00 W	Efficacy	67.47 lm/W	Efficiency	100.00%
Lamps Flux	1349.44 lm	Maximum value	10602.83 cd/klm	Position	C=0.00 G=0.00	CG	Rotosymmetrical
Round Luminaire		Diam.	70 mm	Height	100 mm		
Round Luminous Area		Diam.	42 mm	Height	0 mm		
Horizontal Luminous Area		0.001385 m2		Emitting area on Plane 180°		0.000000 m2	
Emitting area on Plane 0°		0.000000 m2		Emitting area on Plane 270°		0.000000 m2	
Emitting area on Plane 90°		0.000000 m2		Glare area at 76°		0.000335 m2	
Coordinate system		CG		Symmetry Type		Rotosymmetrical	
Date		13-12-2017		Maximum Gamma Angle		180	
Measurement Distance		0.00		Measurement Flux		1349.44 lm	
LED Flux=1943,6lm LED Power=17W Eff=69% EfcLed=114lm/W EfcLum=67lm/W CCT=4000K Ra=90 SDCM=2 L70(6K)=50000h							
C.I.E.	92 97 100 100 100			D DIN 5040	A60		
F UTE	1.00 A			B NBN	BZ 1		

Diam=70mm



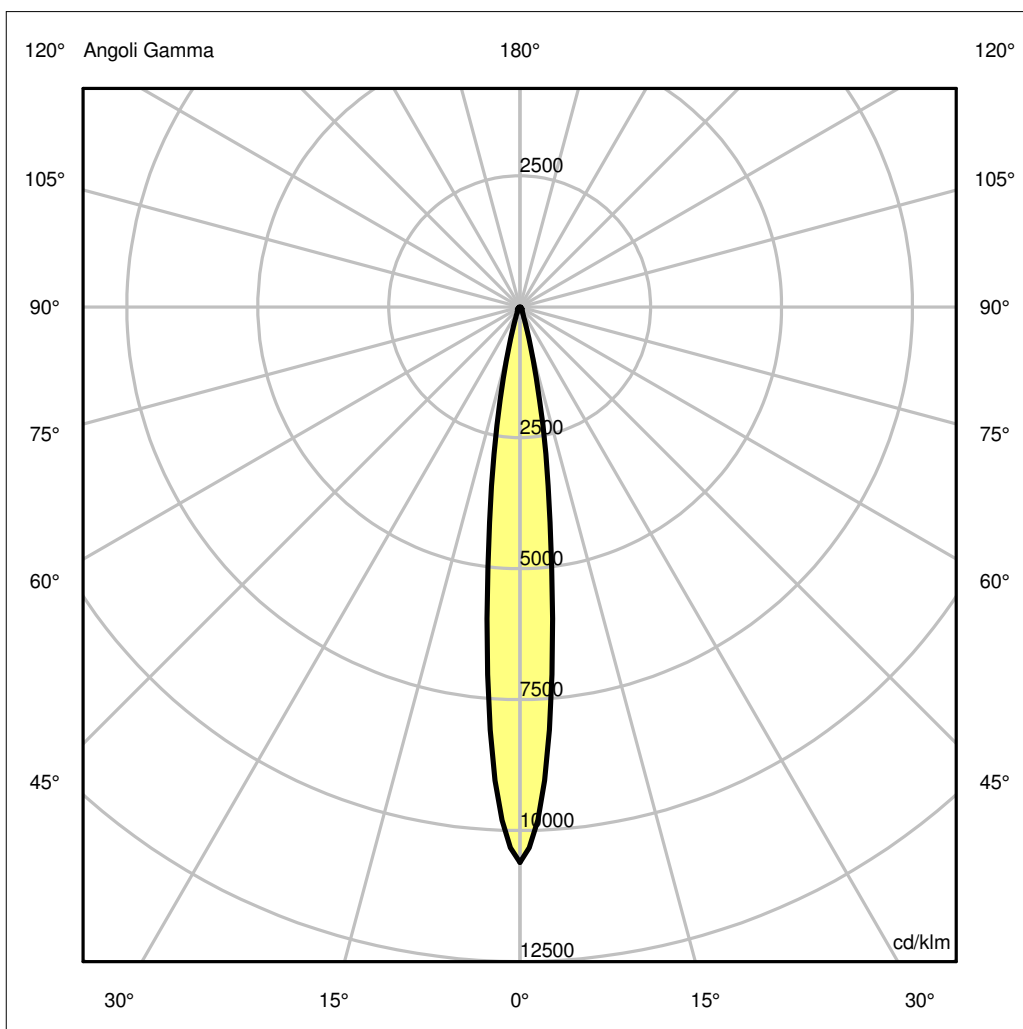
Semipiani C

180.0 — 0.0

ULOR 0.00 %

DLOR100.00 %

RN 0.00 %



## Luminaire

Code AD02801  
Name PICTO 70.TRACK.V 20W 940 SPOT DIM BCO

## Measur.

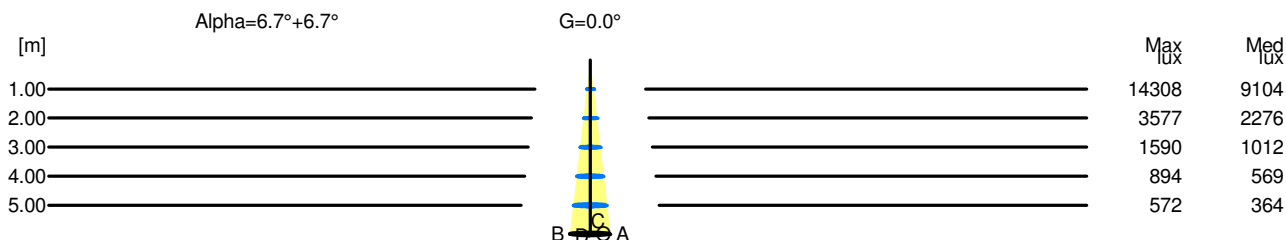
Code FTS1702494  
Name PICTO 70.TRACK.V 20W 940 SPOT DIM BCO

Luminaire Flux	1349.44 lm	Luminaire Power	20.00 W	Efficacy	67.47 lm/W	Efficiency	100.00%
Lamps Flux	1349.44 lm	Maximum value	10602.83 cd/klm	Position	C=0.00 G=0.00	CG	Rotosymmetrical
Round Luminaire		Diam.	70 mm	Height	100 mm		
Round Luminous Area		Diam.	42 mm	Height	0 mm		
Horizontal Luminous Area		0.001385 m2		Emitting area on Plane 180°		0.000000 m2	
Emitting area on Plane 0°		0.000000 m2		Emitting area on Plane 270°		0.000000 m2	
Emitting area on Plane 90°		0.000000 m2		Glare area at 76°		0.000335 m2	
Coordinate system		CG		Symmetry Type		Rotosymmetrical	
Date		13-12-2017		Maximum Gamma Angle		180	
Measurement Distance		0.00		Measurement Flux		1349.44 lm	
LED Flux=1943,6lm LED Power=17W Eff=69% EfcLed=114lm/W EfcLum=67lm/W CCT=4000K Ra=90 SDCM=2 L70(6K)=50000h							
C.I.E.	92 97 100 100 100			D DIN 5040	A60		
F UTE	1.00 A			B NBN	BZ 1		

Width at 50.00 % of Max Intensity

H[m]	1.00	2.00	3.00	4.00	5.00	H[m]	1.00	2.00	3.00	4.00	5.00
OA	0.12	0.23	0.35	0.47	0.59	OC	0.12	0.23	0.35	0.47	0.59
OB	0.12	0.23	0.35	0.47	0.59	OD	0.12	0.23	0.35	0.47	0.59

	Luminous Intensities [ cd/klm]									
	0	5	15	25	35	45	55	65	75	85
OA	14307.89	9503.97	1096.68	177.91	105.71	74.62	33.24	22.15	9.91	1.76
OB	14307.89	9503.97	1096.68	177.91	105.71	74.62	33.24	22.15	9.91	1.76
OC	14307.89	9503.97	1096.68	177.91	105.71	74.62	33.24	22.15	9.91	1.76
OD	14307.89	9503.97	1096.68	177.91	105.71	74.62	33.24	22.15	9.91	1.76



H[m]	D[m]	Max lux	Med lux	Alpha=6.7°+6.7°	G=0.0
1.00	0.23	14308	9104		
2.00	0.47	3577	2276		
3.00	0.70	1590	1012		
4.00	0.94	894	569		
5.00	1.17	572	364		