

Luminaire

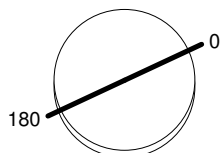
Code AD01301
Name Picto 70 NEWTK New led Verticale N/D Bianco 3000K very wide flood

Measurem.

Code FTS1800010
Name Picto 70 NEWTK New led Verticale N/D Bianco 3000K very wide flood

Luminaire Flux	1821.76 lm	Luminaire Power	20.00 W	Efficacy	91.09 lm/W	Efficiency	100.00%
Lamps Flux	1821.76 lm	Maximum value	1312.95 cd/klm	Position	C=0.00 G=6.00	CG	Rotosymmetrical
Round Luminaire Round Luminous Area		Diam. Diam.	70 mm 35 mm	Height Height	100 mm 0 mm		
Horizontal Luminous Area		0.000962 m2		Emitting area on Plane 180°		0.000000 m2	
Emitting area on Plane 0°		0.000000 m2		Emitting area on Plane 270°		0.000000 m2	
Emitting area on Plane 90°		0.000000 m2		Glare area at 76°		0.000233 m2	
Coordinate system		CG		Symmetry Type		Rotosymmetrical	
Date		29-08-2017		Maximum Gamma Angle		180	
Measurement Distance		0.00		Measurement Flux		1821.76 lm	
LED Flux=2046lm LED Power=17,5W Eff=89,04% EfcLed=117lm/W EfcLum=91lm/W Ra=90 SDCM=3 L70(6K)=60000h							
C.I.E.	96 99 100 100 100			D DIN 5040	A60		
F UTE	1.00 A			B NBN	BZ 1		

Diam=70mm



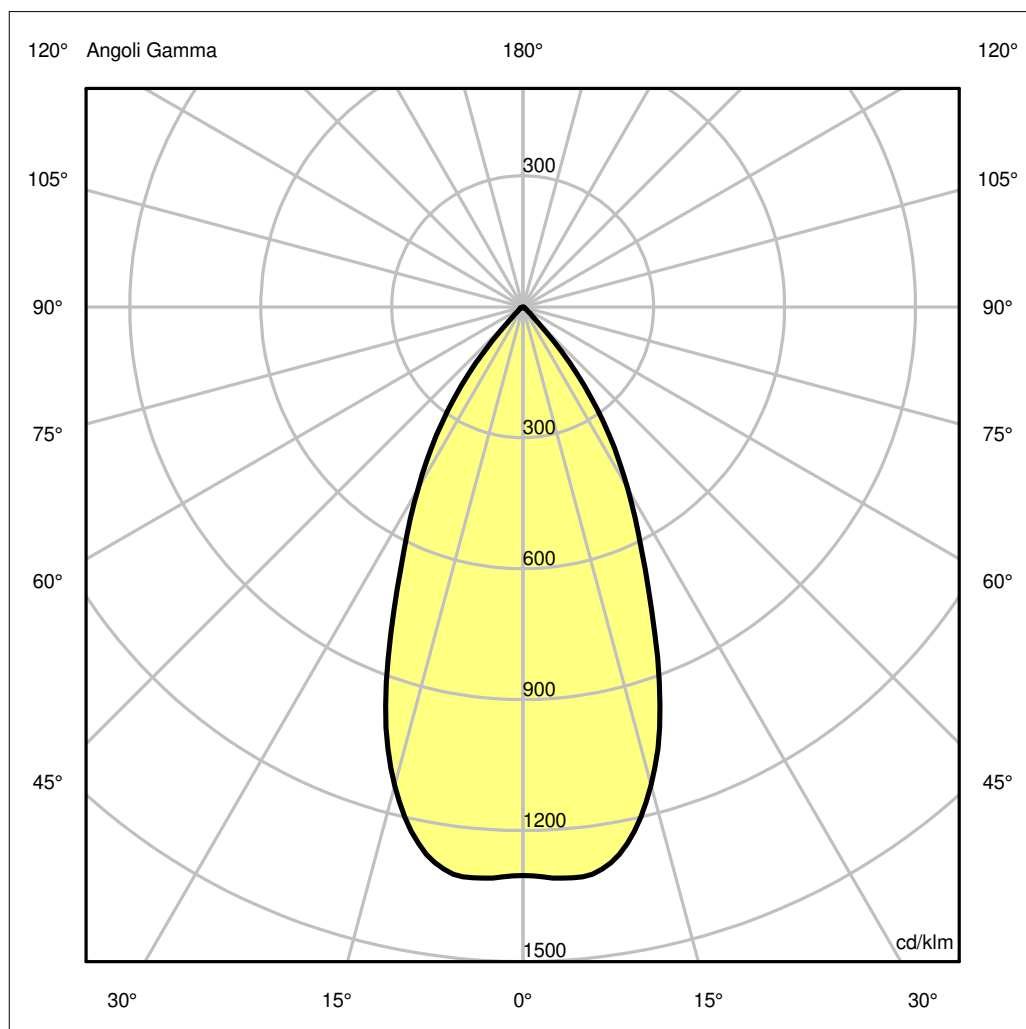
Semipiani C

180.0 — 0.0

ULOR 0.00 %

DLOR100.00 %

RN 0.00 %



Luminaire

Code AD01301
Name Picto 70 NEWTK New led Verticale N/D Bianco 3000K very wide flood

Measur.

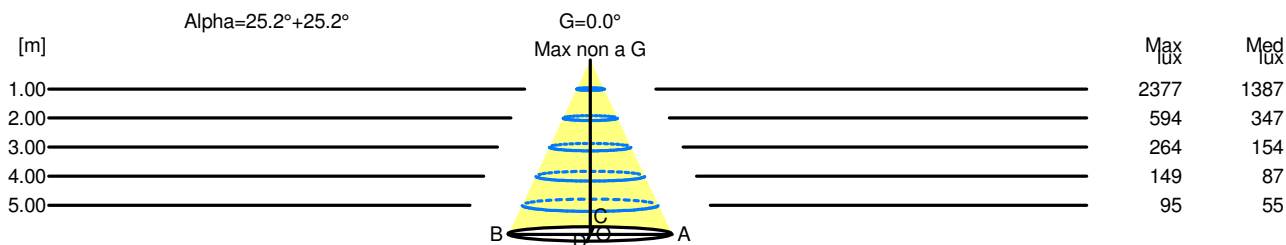
Code FTS1800010
Name Picto 70 NEWTK New led Verticale N/D Bianco 3000K very wide flood

Luminaire Flux	1821.76 lm	Luminaire Power	20.00 W	Efficacy	91.09 lm/W	Efficiency	100.00%
Lamps Flux	1821.76 lm	Maximum value	1312.95 cd/klm	Position	C=0.00 G=6.00	CG	Rotosymmetrical
Round Luminaire Round Luminous Area		Diam. Diam.	70 mm 35 mm	Height Height	100 mm 0 mm		
Horizontal Luminous Area Emitting area on Plane 0° Emitting area on Plane 90°		0.000962 m2 0.000000 m2 0.000000 m2		Emitting area on Plane 180° Emitting area on Plane 270° Glare area at 76°		0.000000 m2 0.000000 m2 0.000233 m2	
Coordinate system Date Measurement Distance		CG 29-08-2017 0.00		Symmetry Type Maximum Gamma Angle Measurement Flux		Rotosymmetrical 180 1821.76 lm	
LED Flux=2046lm LED Power=17,5W Eff=89,04% EfcLed=117lm/W EfcLum=91lm/W Ra=90 SDCM=3 L70(6K)=60000h							
C.I.E. F UTE	96 99 100 100 100 1.00 A			D DIN 5040 B NBN	A60 BZ 1		

Width at 50.00 % of Max Intensity

H[m]	1.00	2.00	3.00	4.00	5.00	H[m]	1.00	2.00	3.00	4.00	5.00
OA	0.47	0.94	1.41	1.88	2.35	OC	0.47	0.94	1.41	1.88	2.35
OB	0.47	0.94	1.41	1.88	2.35	OD	0.47	0.94	1.41	1.88	2.35

	Luminous Intensities [cd/klm]									
	0	5	15	25	35	45	55	65	75	85
OA	2372.71	2391.57	2067.17	1207.25	584.60	70.40	15.28	6.31	2.99	1.35
OB	2372.71	2391.57	2067.17	1207.25	584.60	70.40	15.28	6.31	2.99	1.35
OC	2372.71	2391.57	2067.17	1207.25	584.60	70.40	15.28	6.31	2.99	1.35
OD	2372.71	2391.57	2067.17	1207.25	584.60	70.40	15.28	6.31	2.99	1.35



H[m]	D[m]	Max lux	Med lux	Alpha=25.2°+25.2°	G=0.0 Max non a G
1.00	0.94	2377	1387		
2.00	1.88	594	347		
3.00	2.82	264	154		
4.00	3.76	149	87		
5.00	4.70	95	55		