

## Luminaire

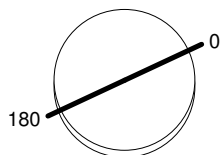
Code AD05401  
Name Picto 70 NEWTK New led Orizzontale N/D Bianco 4000K flood

## Measurem.

Code FTS1800044  
Name Picto 70 NEWTK New led Orizzontale N/D Bianco 4000K flood

Luminaire Flux	1805.71 lm	Luminaire Power	20.00 W	Efficacy	90.29 lm/W	Efficiency	100.00%
Lamps Flux	1805.71 lm	Maximum value	2008.61 cd/klm	Position	C=0.00 G=4.00	CG	Rotosymmetrical
Round Luminaire Round Luminous Area		Diam. Diam.	70 mm 35 mm	Height Height	100 mm 0 mm		
Horizontal Luminous Area Emitting area on Plane 0° Emitting area on Plane 90°		0.000962 m2 0.000000 m2 0.000000 m2		Emitting area on Plane 180° Emitting area on Plane 270° Glare area at 76°		0.000000 m2 0.000000 m2 0.000233 m2	
Coordinate system Date Measurement Distance		CG 29-08-2017 0.00		Symmetry Type Maximum Gamma Angle Measurement Flux		Rotosymmetrical 180 1805.71 lm	
LED Flux=2108lm LED Power=17,5W Eff=85,66% EfcLed=120lm/W EfcLum=90lm/W Ra=90 SDCM=3 L70(6K)=60000h							
C.I.E. F UTE	98 --	100 100 100 100		D DIN 5040 B NBN	A60 BZ 1		

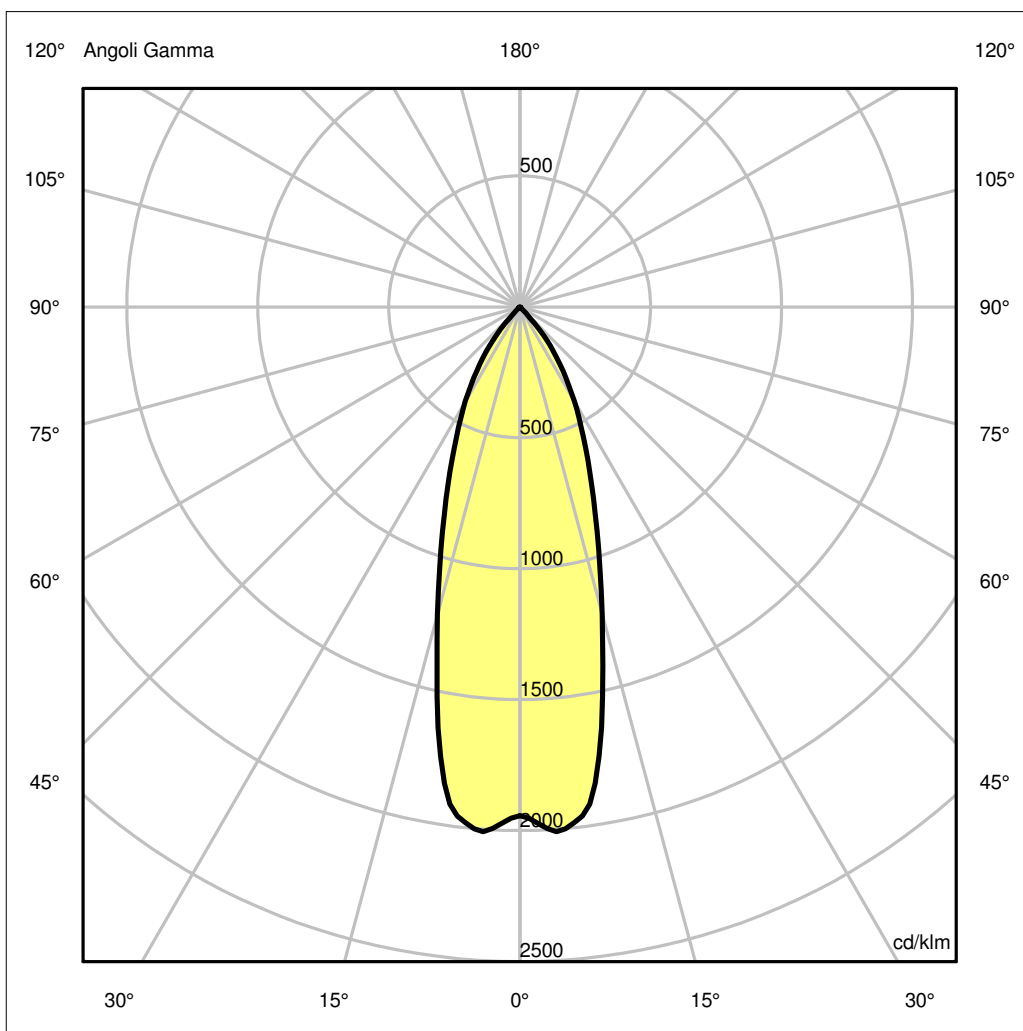
Diam=70mm



Semipiani C

180.0 — 0.0

ULOR 0.00 %  
DLOR100.00 %  
RN 0.00 %



## Luminaire

Code AD05401  
Name Picto 70 NEWTK New led Orizzontale N/D Bianco 4000K flood

## Measurement

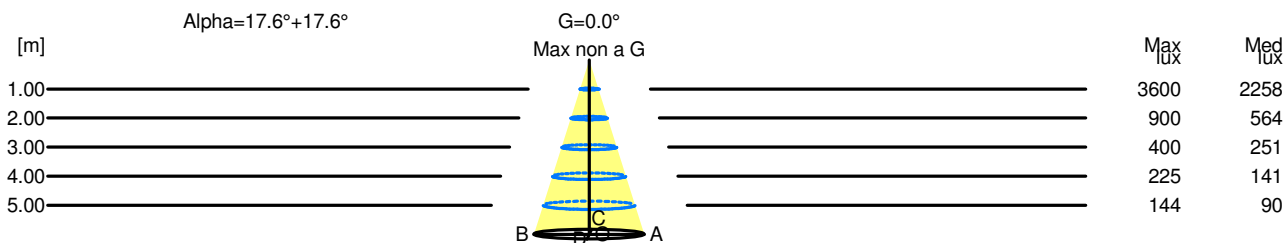
Code FTS1800044  
Name Picto 70 NEWTK New led Orizzontale N/D Bianco 4000K flood

Luminaire Flux	1805.71 lm	Luminaire Power	20.00 W	Efficacy	90.29 lm/W	Efficiency	100.00%
Lamps Flux	1805.71 lm	Maximum value	2008.61 cd/klm	Position	C=0.00 G=4.00	CG	Rotosymmetrical
Round Luminaire		Diam.	70 mm	Height	100 mm		
Round Luminous Area		Diam.	35 mm	Height	0 mm		
Horizontal Luminous Area		0.000962 m2		Emitting area on Plane 180°		0.000000 m2	
Emitting area on Plane 0°		0.000000 m2		Emitting area on Plane 270°		0.000000 m2	
Emitting area on Plane 90°		0.000000 m2		Glare area at 76°		0.000233 m2	
Coordinate system		CG		Symmetry Type		Rotosymmetrical	
Date		29-08-2017		Maximum Gamma Angle		180	
Measurement Distance		0.00		Measurement Flux		1805.71 lm	
LED Flux=2108lm LED Power=17,5W Eff=85,66% EfcLed=120lm/W EfcLum=90lm/W Ra=90 SDCM=3 L70(6K)=60000h							
C.I.E.	98	100	100	100	100	D DIN 5040	A60
F UTE	--					B NBN	BZ 1

Width at 50.00 % of Max Intensity

H[m]	1.00	2.00	3.00	4.00	5.00	H[m]	1.00	2.00	3.00	4.00	5.00
OA	0.32	0.63	0.95	1.27	1.58	OC	0.32	0.63	0.95	1.27	1.58
OB	0.32	0.63	0.95	1.27	1.58	OD	0.32	0.63	0.95	1.27	1.58

	Luminous Intensities [ cd/klm]									
	0	5	15	25	35	45	55	65	75	85
OA	3506.95	3612.77	2196.35	1070.39	477.73	32.93	6.21	3.98	2.67	1.26
OB	3506.95	3612.77	2196.35	1070.39	477.73	32.93	6.21	3.98	2.67	1.26
OC	3506.95	3612.77	2196.35	1070.39	477.73	32.93	6.21	3.98	2.67	1.26
OD	3506.95	3612.77	2196.35	1070.39	477.73	32.93	6.21	3.98	2.67	1.26



H[m]	D[m]	Max lux	Med lux	Alpha=17.6°+17.6°	G=0.0 Max non a G
1.00	0.63	3600	2258		
2.00	1.27	900	564		
3.00	1.90	400	251		
4.00	2.54	225	141		
5.00	3.17	144	90		