

Luminaire

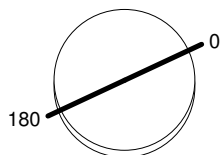
Code AD07501
Name Picto 70 NEWTK New led Orizzontale DIM Bianco 4000K wide flood

Measurem.

Code FTS1800062
Name Picto 70 NEWTK New led Orizzontale DIM Bianco 4000K wide flood

Luminaire Flux	1833.75 lm	Luminaire Power	20.00 W	Efficacy	91.69 lm/W	Efficiency	100.00%
Lamps Flux	1833.75 lm	Maximum value	1580.38 cd/klm	Position	C=0.00 G=2.00	CG	Rotosymmetrical
Round Luminaire		Diam.	70 mm	Height	100 mm		
Round Luminous Area		Diam.	35 mm	Height	0 mm		
Horizontal Luminous Area		0.000962 m2		Emitting area on Plane 180°		0.000000 m2	
Emitting area on Plane 0°		0.000000 m2		Emitting area on Plane 270°		0.000000 m2	
Emitting area on Plane 90°		0.000000 m2		Glare area at 76°		0.000233 m2	
Coordinate system		CG		Symmetry Type		Rotosymmetrical	
Date		29-08-2017		Maximum Gamma Angle		180	
Measurement Distance		0.00		Measurement Flux		1833.75 lm	
LED Flux=2108lm LED Power=17,5W Eff=86,99% EfcLed=120lm/W EfcLum=92lm/W Ra=90 SDCM=3 L70(6K)=60000h							
C.I.E.	97 99 100 100 100			D DIN 5040	A60		
F UTE	1.00 A			B NBN	BZ 1		

Diam=70mm



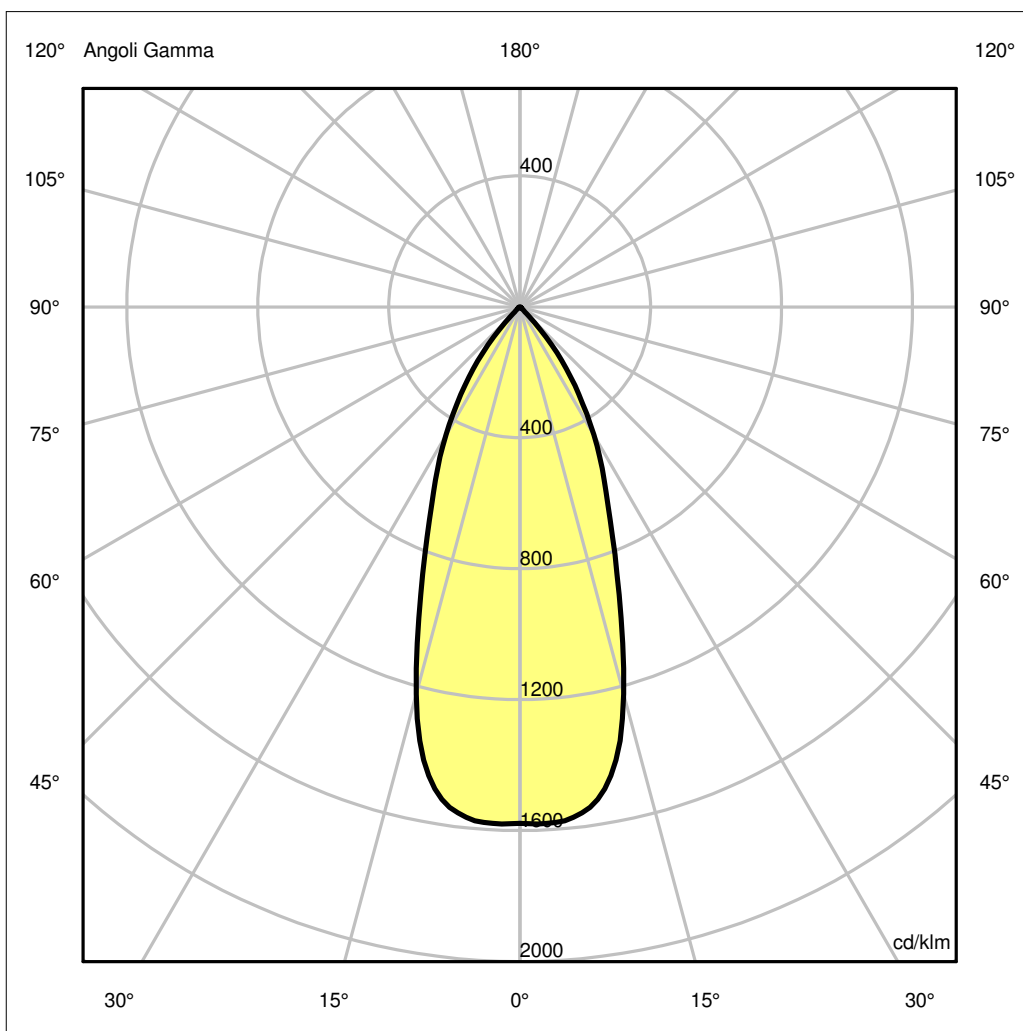
Semipiani C

180.0 — 0.0

ULOR 0.00 %

DLOR100.00 %

RN 0.00 %



Luminaire

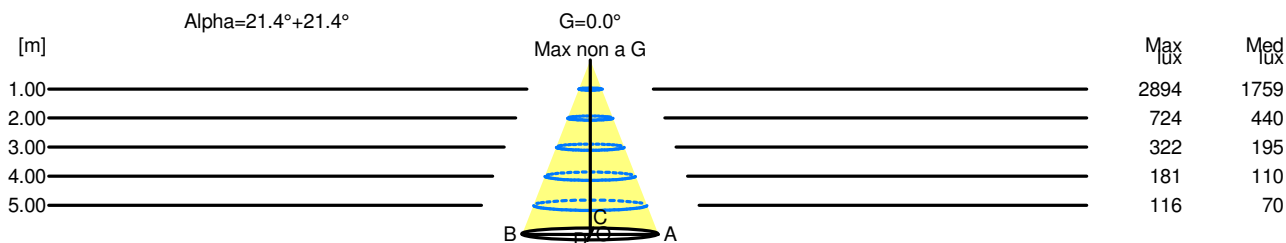
Code AD07501
 Name Picto 70 NEWTK New led Orizzontale DIM Bianco 4000K wide flood
Measurement.
 Code FTS1800062
 Name Picto 70 NEWTK New led Orizzontale DIM Bianco 4000K wide flood

Luminaire Flux	1833.75 lm	Luminaire Power	20.00 W	Efficacy	91.69 lm/W	Efficiency	100.00%
Lamps Flux	1833.75 lm	Maximum value	1580.38 cd/klm	Position	C=0.00 G=2.00	CG	Rotosymmetrical
Round Luminaire Round Luminous Area		Diam. Diam.	70 mm 35 mm	Height Height	100 mm 0 mm		
Horizontal Luminous Area Emitting area on Plane 0° Emitting area on Plane 90°		0.000962 m2 0.000000 m2 0.000000 m2		Emitting area on Plane 180° Emitting area on Plane 270° Glare area at 76°		0.000000 m2 0.000000 m2 0.000233 m2	
Coordinate system Date Measurement Distance		CG 29-08-2017 0.00		Symmetry Type Maximum Gamma Angle Measurement Flux		Rotosymmetrical 180 1833.75 lm	
LED Flux=2108lm LED Power=17,5W Eff=86,99% EfcLed=120lm/W EfcLum=92lm/W Ra=90 SDCM=3 L70(6K)=60000h							
C.I.E. F UTE	97 99 100 100 100 1.00 A			D DIN 5040 B NBN	A60 BZ 1		

Width at 50.00 % of Max Intensity

H[m]	1.00	2.00	3.00	4.00	5.00	H[m]	1.00	2.00	3.00	4.00	5.00
OA	0.39	0.78	1.17	1.57	1.96	OC	0.39	0.78	1.17	1.57	1.96
OB	0.39	0.78	1.17	1.57	1.96	OD	0.39	0.78	1.17	1.57	1.96

	Luminous Intensities [cd/klm]									
	0	5	15	25	35	45	55	65	75	85
OA	2892.75	2888.77	2244.76	1144.18	537.51	55.26	10.52	5.35	3.30	1.40
OB	2892.75	2888.77	2244.76	1144.18	537.51	55.26	10.52	5.35	3.30	1.40
OC	2892.75	2888.77	2244.76	1144.18	537.51	55.26	10.52	5.35	3.30	1.40
OD	2892.75	2888.77	2244.76	1144.18	537.51	55.26	10.52	5.35	3.30	1.40



H[m]	D[m]	Max lux	Med lux	Alpha=21.4°+21.4°	G=0.0 Max non a G
1.00	0.78	2894	1759		
2.00	1.57	724	440		
3.00	2.35	322	195		
4.00	3.13	181	110		
5.00	3.91	116	70		