

Luminaire

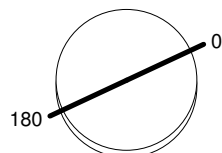
Code AD15101
Name PICTO 100 NEWTK New led Orizzontale ND Bianco 3000K flood

Measurem.

Code FTS1800094
Name PICTO 100 NEWTK New led Orizzontale ND Bianco 3000K flood

Luminaire Flux	2842.80 lm	Luminaire Power	35.00 W	Efficacy	81.22 lm/W	Efficiency	100.00%
Lamps Flux	2842.80 lm	Maximum value	1909.63 cd/klm	Position	C=0.00 G=0.00	CG	Rotosymmetrical
Round Luminaire Round Luminous Area		Diam. Diam.	100 mm 80 mm	Height Height	100 mm 0 mm		
Horizontal Luminous Area		0.005027 m2		Emitting area on Plane 180°		0.000000 m2	
Emitting area on Plane 0°		0.000000 m2		Emitting area on Plane 270°		0.000000 m2	
Emitting area on Plane 90°		0.000000 m2		Glare area at 76°		0.001216 m2	
Coordinate system		CG		Symmetry Type		Rotosymmetrical	
Date		20-04-2017		Maximum Gamma Angle		180	
Measurement Distance		0.00		Measurement Flux		2842.80 lm	
LED Flux=3501lm LED Power=31W Eff=81% EfcLed=113lm/W EfcLum=81lm/W Ra=90 SDCM=3 L70(6K)=50000h							
C.I.E.	87 95 99 100 100			D DIN 5040		A60	
F UTE	1.00 A			B NBN		BZ 1	

Diam=100mm



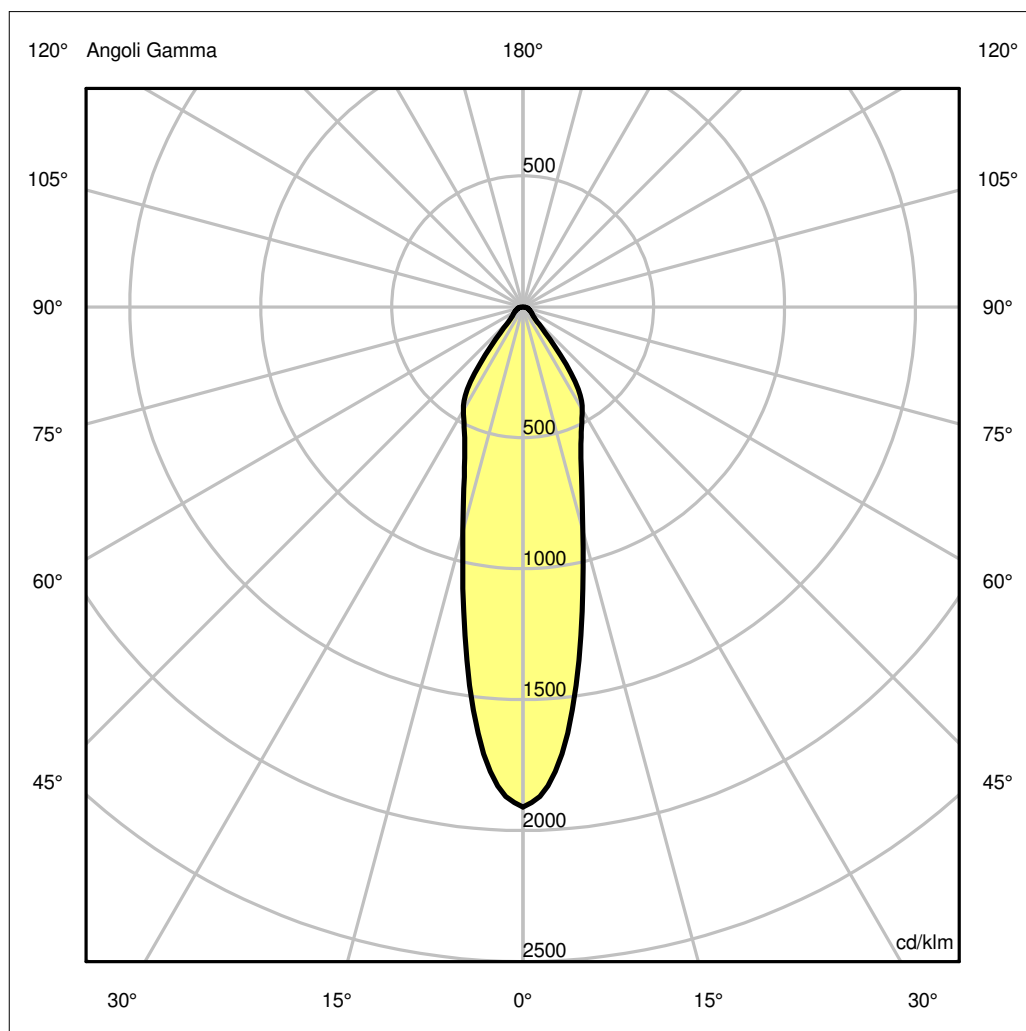
Semipiani C

180.0 ——— 0.0

ULOR 0.01 %

DLOR 99.99 %

RN 0.01 %



Luminaire

Code AD15101
Name PICTO 100 NEWTK New led Orizzontale ND Bianco 3000K flood

Measurem.

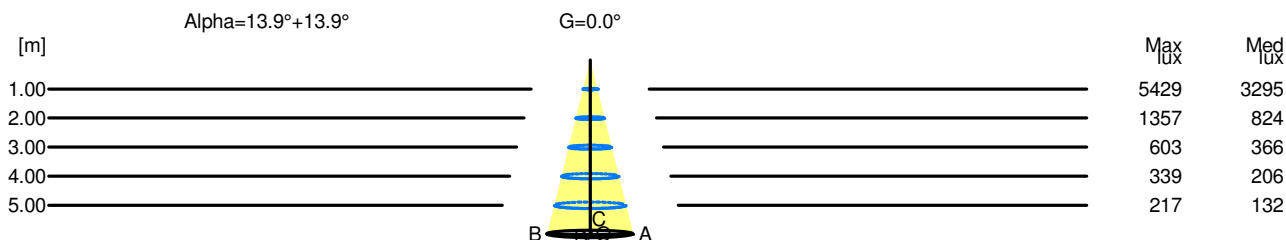
Code FTS1800094
Name PICTO 100 NEWTK New led Orizzontale ND Bianco 3000K flood

Luminaire Flux	2842.80 lm	Luminaire Power	35.00 W	Efficacy	81.22 lm/W	Efficiency	100.00%
Lamps Flux	2842.80 lm	Maximum value	1909.63 cd/klm	Position	C=0.00 G=0.00	CG	Rotosymmetrical
Round Luminaire Round Luminous Area		Diam. Diam.	100 mm 80 mm	Height Height	100 mm 0 mm		
Horizontal Luminous Area		0.005027 m2		Emitting area on Plane 180°		0.000000 m2	
Emitting area on Plane 0°		0.000000 m2		Emitting area on Plane 270°		0.000000 m2	
Emitting area on Plane 90°		0.000000 m2		Glare area at 76°		0.001216 m2	
Coordinate system		CG		Symmetry Type		Rotosymmetrical	
Date		20-04-2017		Maximum Gamma Angle		180	
Measurement Distance		0.00		Measurement Flux		2842.80 lm	
LED Flux=3501lm LED Power=31W Eff=81% EfcLed=113lm/W EfcLum=81lm/W Ra=90 SDCM=3 L70(6K)=50000h							
C.I.E.	87 95 99 100 100			D DIN 5040		A60	
F UTE	1.00 A			B NBN		BZ 1	

Width at 50.00 % of Max Intensity

H[m]	1.00	2.00	3.00	4.00	5.00	H[m]	1.00	2.00	3.00	4.00	5.00
OA	0.25	0.50	0.74	0.99	1.24	OC	0.25	0.50	0.74	0.99	1.24
OB	0.25	0.50	0.74	0.99	1.24	OD	0.25	0.50	0.74	0.99	1.24

	Luminous Intensities [cd/klm]									
	0	5	15	25	35	45	55	65	75	85
OA	5428.71	4870.87	2518.39	1499.99	992.28	199.07	117.50	77.59	53.45	15.42
OB	5428.71	4870.87	2518.39	1499.99	992.28	199.07	117.50	77.59	53.45	15.42
OC	5428.71	4870.87	2518.39	1499.99	992.28	199.07	117.50	77.59	53.45	15.42
OD	5428.71	4870.87	2518.39	1499.99	992.28	199.07	117.50	77.59	53.45	15.42



H[m]	D[m]	Max lux	Med lux	Alpha=13.9°+13.9°	G=0.0
1.00	0.50	5429	3295		
2.00	0.99	1357	824		
3.00	1.49	603	366		
4.00	1.98	339	206		
5.00	2.48	217	132		