

Luminaire

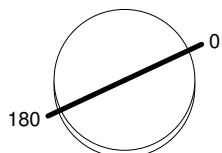
Code AD11601
Name PICTO 100 NEWTK New led Verticale ND Bianco 4000K very wide flood

Measurem.

Code FTS1800080
Name PICTO 100 NEWTK New led Verticale ND Bianco 4000K very wide flood

Luminaire Flux	2920.90 lm	Luminaire Power	35.00 W	Efficacy	83.45 lm/W	Efficiency	100.00%
Lamps Flux	2920.90 lm	Maximum value	995.88 cd/klm	Position	C=0.00 G=0.00	CG	Rotosymmetrical
Round Luminaire		Diam.	100 mm	Height	100 mm		
Round Luminous Area		Diam.	80 mm	Height	0 mm		
Horizontal Luminous Area		0.005027 m2		Emitting area on Plane 180°		0.000000 m2	
Emitting area on Plane 0°		0.000000 m2		Emitting area on Plane 270°		0.000000 m2	
Emitting area on Plane 90°		0.000000 m2		Glare area at 76°		0.001216 m2	
Coordinate system		CG		Symmetry Type		Rotosymmetrical	
Date		20-04-2017		Maximum Gamma Angle		180	
Measurement Distance		0.00		Measurement Flux		2920.90 lm	
LED Flux=3606lm LED Power=31W Eff=81% EfcLed=116lm/W EfcLum=83lm/W Ra=90 SDCM=3 L70(6K)=50000h							
C.I.E.	84 94 99 100 100			D DIN 5040	A60		
F UTE	1.00 A			B NBN	BZ 1		

Diam=100mm



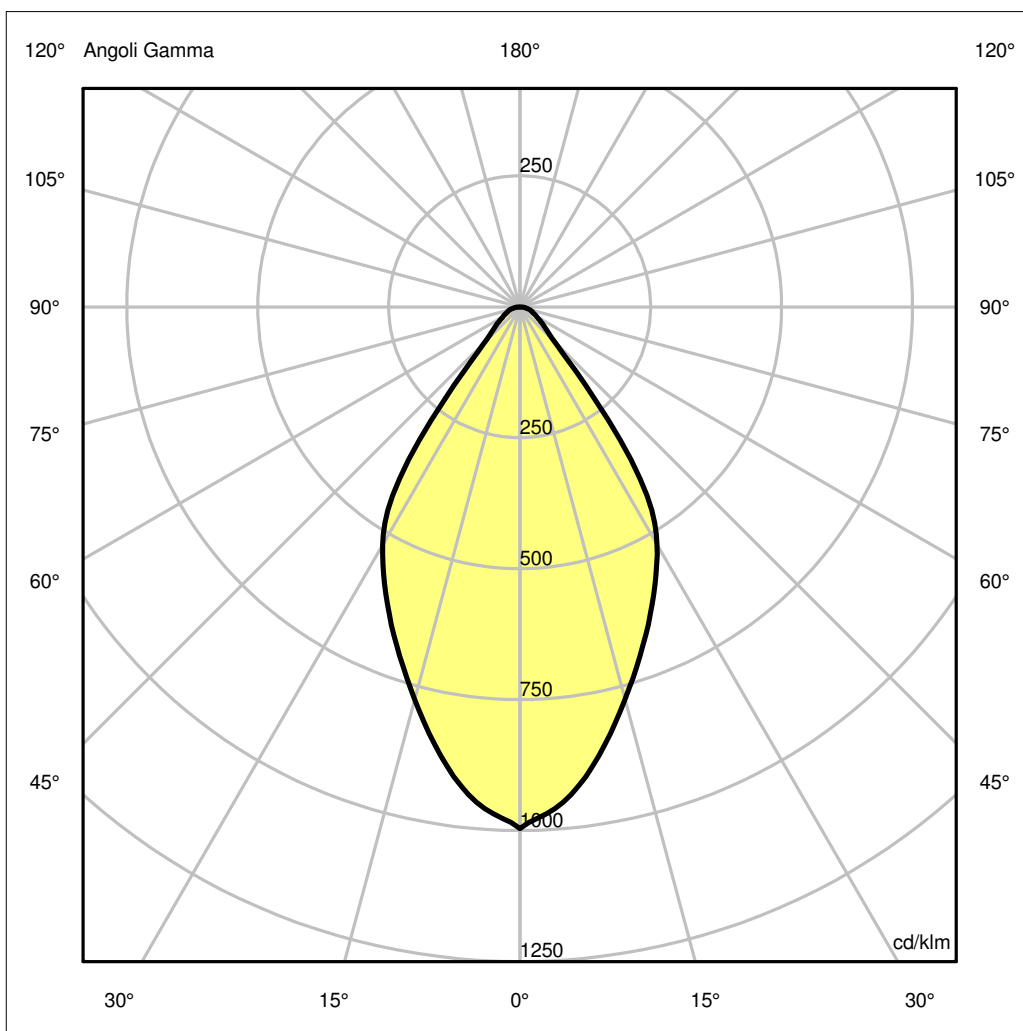
Semipiani C

180.0 — 0.0

ULOR 0.01 %

DLOR 99.99 %

RN 0.01 %



Luminaire

Code AD11601
Name PICTO 100 NEWTK New led Verticale ND Bianco 4000K very wide flood

Measur.

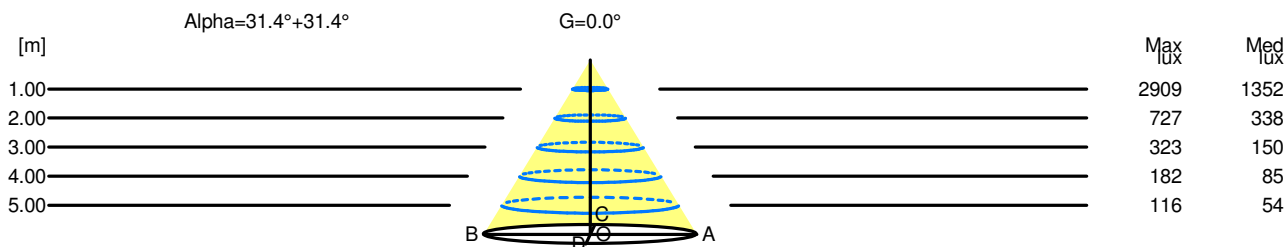
Code FTS1800080
Name PICTO 100 NEWTK New led Verticale ND Bianco 4000K very wide flood

Luminaire Flux	2920.90 lm	Luminaire Power	35.00 W	Efficacy	83.45 lm/W	Efficiency	100.00%
Lamps Flux	2920.90 lm	Maximum value	995.88 cd/klm	Position	C=0.00 G=0.00	CG	Rotosymmetrical
Round Luminaire Round Luminous Area		Diam. Diam.	100 mm 80 mm	Height Height	100 mm 0 mm		
Horizontal Luminous Area Emitting area on Plane 0° Emitting area on Plane 90°		0.005027 m2 0.000000 m2 0.000000 m2		Emitting area on Plane 180° Emitting area on Plane 270° Glare area at 76°		0.000000 m2 0.000000 m2 0.001216 m2	
Coordinate system Date Measurement Distance		CG 20-04-2017 0.00		Symmetry Type Maximum Gamma Angle Measurement Flux		Rotosymmetrical 180 2920.90 lm	
LED Flux=3606lm LED Power=31W Eff=81% EfcLed=116lm/W EfcLum=83lm/W Ra=90 SDCM=3 L70(6K)=50000h							
C.I.E. F UTE	84 94 99 100 100 1.00 A			D DIN 5040 B NBN	A60 BZ 1		

Width at 50.00 % of Max Intensity

H[m]	1.00	2.00	3.00	4.00	5.00	H[m]	1.00	2.00	3.00	4.00	5.00
OA	0.61	1.22	1.83	2.44	3.05	OC	0.61	1.22	1.83	2.44	3.05
OB	0.61	1.22	1.83	2.44	3.05	OD	0.61	1.22	1.83	2.44	3.05

	Luminous Intensities [cd/klm]									
	0	5	15	25	35	45	55	65	75	85
OA	2908.86	2772.55	2266.02	1767.55	1168.25	272.10	143.50	85.09	56.72	16.44
OB	2908.86	2772.55	2266.02	1767.55	1168.25	272.10	143.50	85.09	56.72	16.44
OC	2908.86	2772.55	2266.02	1767.55	1168.25	272.10	143.50	85.09	56.72	16.44
OD	2908.86	2772.55	2266.02	1767.55	1168.25	272.10	143.50	85.09	56.72	16.44



H[m]	D[m]	Max lux	Med lux	Alpha=31.4°+31.4°	G=0.0
1.00	1.22	2909	1352		
2.00	2.44	727	338		
3.00	3.67	323	150		
4.00	4.89	182	85		
5.00	6.11	116	54		