

## Luminaire

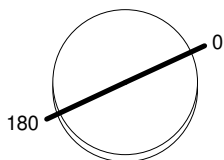
Code BN11201  
Name VECTOR 75L 3P ND 927 FL WHT

## Measurement

Code FTS2101991-A  
Name VECTOR 75L 3P ND 927 FL WHT

Luminaire Flux	3308 lm	Luminaire Power	33.0 W	Efficacy	100.242 lm/W	Efficiency	100.00%
Source Flux	3308 lm	Maximum value	4506.19 cd/klm	Position	C=0.00 G=0.00	CG	Rotosymmetrical
Round Luminaire		Diam.	75 mm	Height	168 mm		
Round Luminous Area		Diam.	68 mm	Height	0 mm		
Horizontal Luminous Area		0.003632 m2		Emitting area on Plane 180°		0.000000 m2	
Emitting area on Plane 0°		0.000000 m2		Emitting area on Plane 270°		0.000000 m2	
Emitting area on Plane 90°		0.000000 m2		Glare area at 76°		0.000879 m2	
Coordinate system		CG		Symmetry Type		Rotosymmetrical	
Date		30-05-2025		Maximum Gamma Angle		180	
Measurement Distance		0.00		Measurement Flux		3308 lm	
LED Flux=4192lm LED Power=29W Eff=79% EfcLed=143lm/W EfcLum=100lm/W CCT=2700K Ra=90 R9=50 SDCM=3 L70(9k)=50000h							
C.I.E.	99	100	100	100	100	D DIN 5040	A60
F UTE	--					B NBN	BZ 1

Diam=75mm



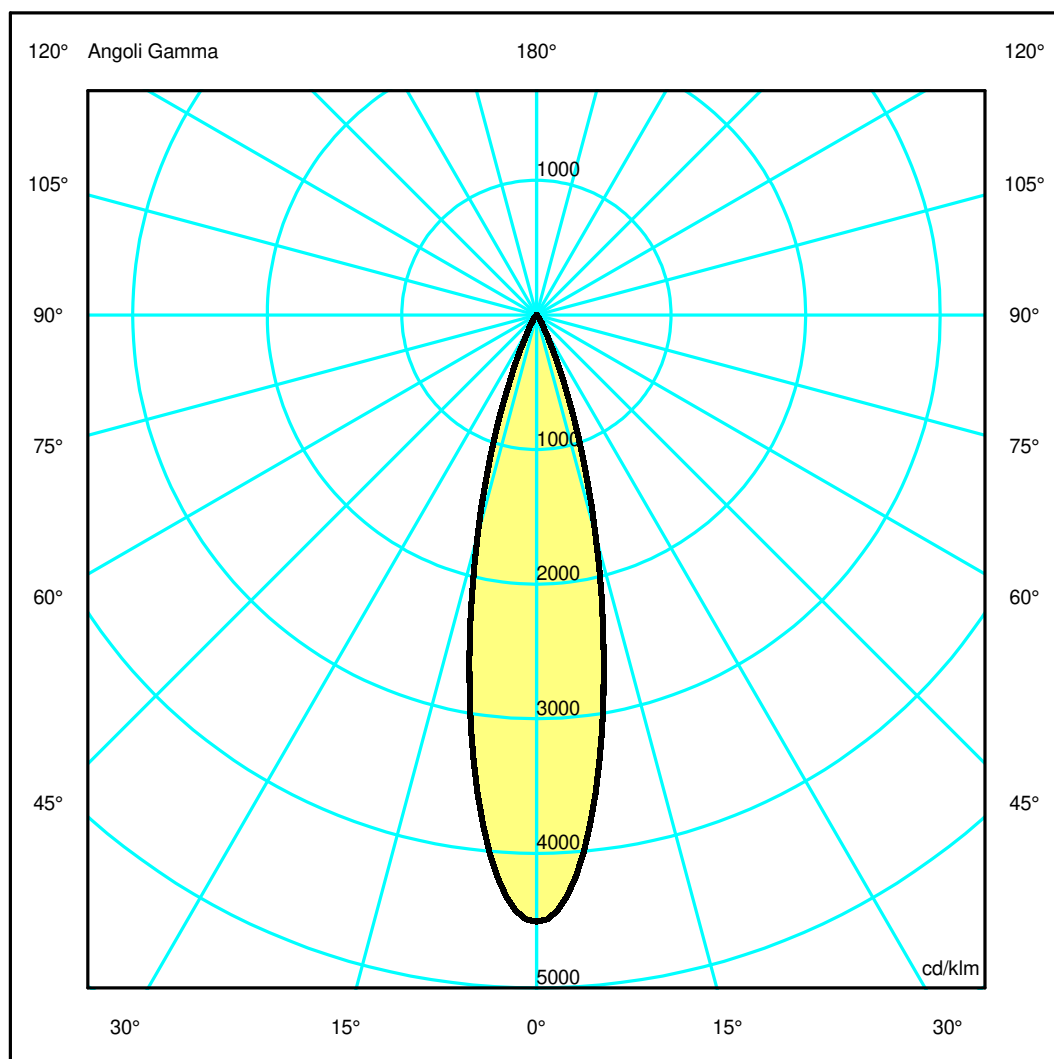
Semipiani C

180.0 ——— 0.0

ULOR 0.00 %

DLOR100.00 %

RN 0.00 %





## Luminaire

Code BN11201  
Name VECTOR 75L 3P ND 927 FL WHT

## Measurem.

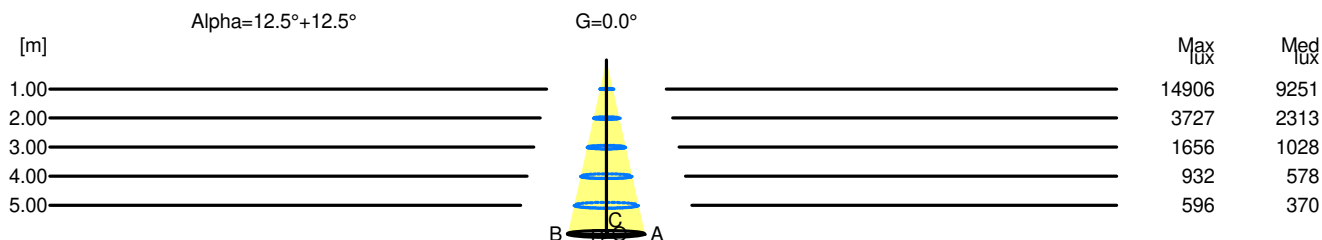
Code FTS2101991-A  
Name VECTOR 75L 3P ND 927 FL WHT

Luminaire Flux	3308 lm	Luminaire Power	33.0 W	Efficacy	100.242 lm/W	Efficiency	100.00%
Source Flux	3308 lm	Maximum value	4506.19 cd/klm	Position	C=0.00 G=0.00	CG	Rotosymmetrical
Round Luminaire		Diam.	75 mm	Height	168 mm		
Round Luminous Area		Diam.	68 mm	Height	0 mm		
Horizontal Luminous Area		0.003632 m2		Emitting area on Plane 180°		0.000000 m2	
Emitting area on Plane 0°		0.000000 m2		Emitting area on Plane 270°		0.000000 m2	
Emitting area on Plane 90°		0.000000 m2		Glare area at 76°		0.000879 m2	
Coordinate system		CG		Symmetry Type		Rotosymmetrical	
Date		30-05-2025		Maximum Gamma Angle		180	
Measurement Distance		0.00		Measurement Flux		3308 lm	
LED Flux=4192lm LED Power=29W Eff=79% EfcLed=143lm/W EfcLum=100lm/W CCT=2700K Ra=90 R9=50 SDCM=3 L70(9k)=50000h							
C.I.E.	99	100	100	100	100	D DIN 5040	A60
F UTE	--					B NBN	BZ 1

Width at 50.00 % of Max Intensity

H[m]	1.00	2.00	3.00	4.00	5.00	H[m]	1.00	2.00	3.00	4.00	5.00
OA	0.22	0.44	0.67	0.89	1.11	OC	0.22	0.44	0.67	0.89	1.11
OB	0.22	0.44	0.67	0.89	1.11	OD	0.22	0.44	0.67	0.89	1.11

	Luminous Intensities [ cd/klm]									
	0	5	15	25	35	45	55	65	75	85
OA	14906.49	13257.20	5590.68	929.91	151.79	36.16	10.77	5.72	1.11	0.50
OB	14906.49	13257.20	5590.68	929.91	151.79	36.16	10.77	5.72	1.11	0.50
OC	14906.49	13257.20	5590.68	929.91	151.79	36.16	10.77	5.72	1.11	0.50
OD	14906.49	13257.20	5590.68	929.91	151.79	36.16	10.77	5.72	1.11	0.50



H[m]	D[m]	Max lux	Med lux	Alpha=12.5°+12.5°	G=0.0
1.00	0.44	14906	9251		
2.00	0.89	3727	2313		
3.00	1.33	1656	1028		
4.00	1.78	932	578		
5.00	2.22	596	370		