

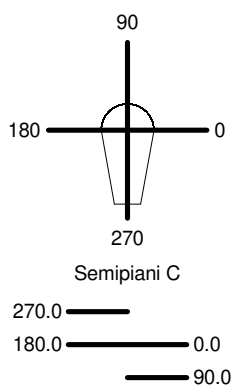
## Luminaire

Code 2156010AHE  
Name AOL SYSTEM C MODULO T 3000K HE

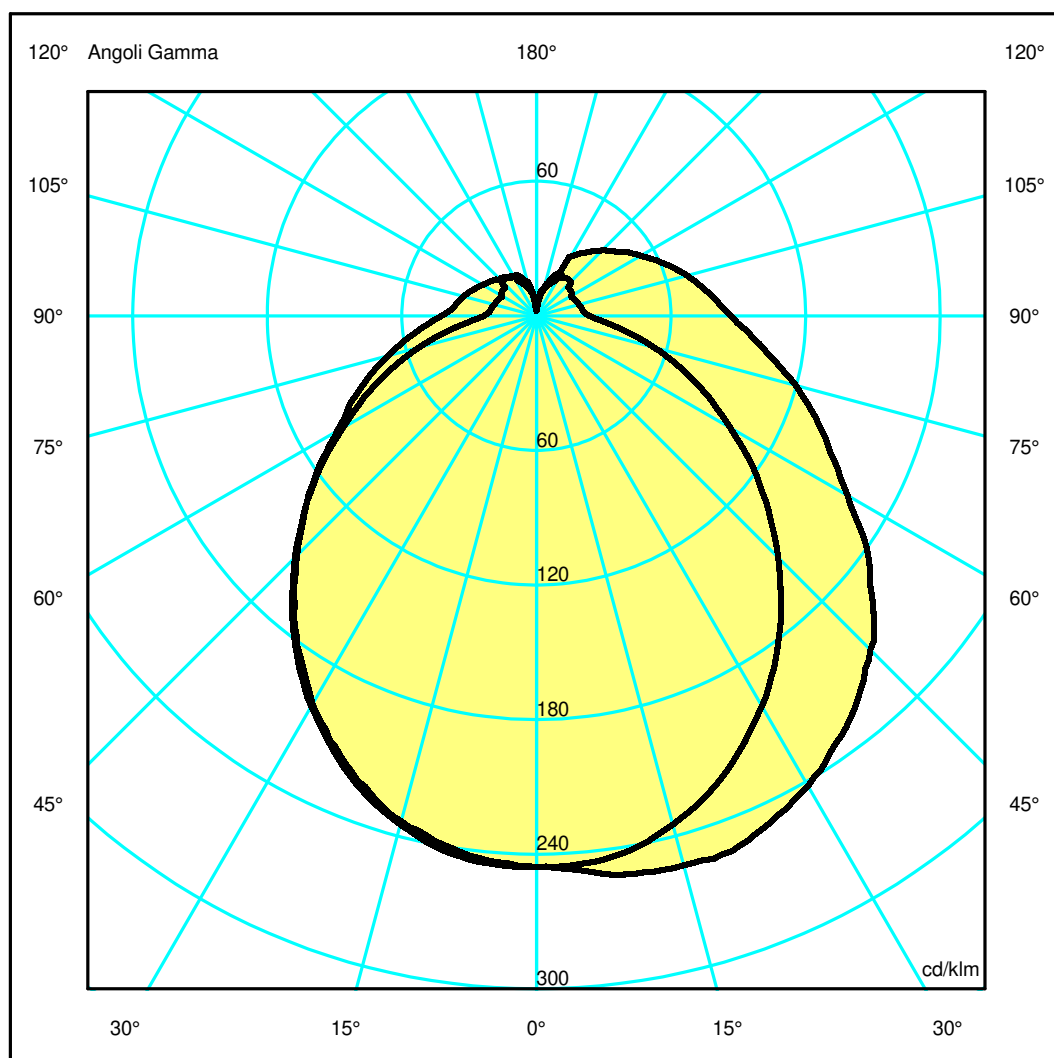
## Measurement

Code FTS2400063  
Name AOL SYSTEM C MODULO T 3000K HE

Luminaire Flux	211 lm	Luminaire Power	2.5 W	Efficacy	84.400 lm/W	Efficiency	100.00%
Source Flux	211 lm	Maximum value	254.67 cd/klm	Position	C=90.00 G=18.00	CG	Sym. on planes 270-90
Rectangular Luminaire		Length	68 mm	Width	87 mm	Height	50 mm
Rectangular Luminous Area		Length	68 mm	Width	87 mm	Height	50 mm
Horizontal Luminous Area		0.005916 m2		Emitting area on Plane 180°		0.003400 m2	
Emitting area on Plane 0°		0.003400 m2		Emitting area on Plane 270°		0.004350 m2	
Emitting area on Plane 90°		0.004350 m2		Glare area at 76°		0.004730 m2	
Coordinate system		CG Roads		Symmetry Type		Sym. on planes 270-90	
Date		26-03-2024		Maximum Gamma Angle		180	
Measurement Distance		0.00		Measurement Flux		211 lm	
LED Flux=296lm LED Power=2.5W Eff=71% EfcLed=118lm/W EfcLum=84lm/W CCT=3000K Ra=90 R9=50 SDCM=3 L70(10k)=60000h							
C.I.E.	42 70 89 81 100			D DIN 5040		B31	



ULOR 19.11 %  
DLOR 80.89 %  
RN 19.11 %



## Luminaire

Code 2156010AHE  
Name AOL SYSTEM C MODULO T 3000K HE

## Measurem.

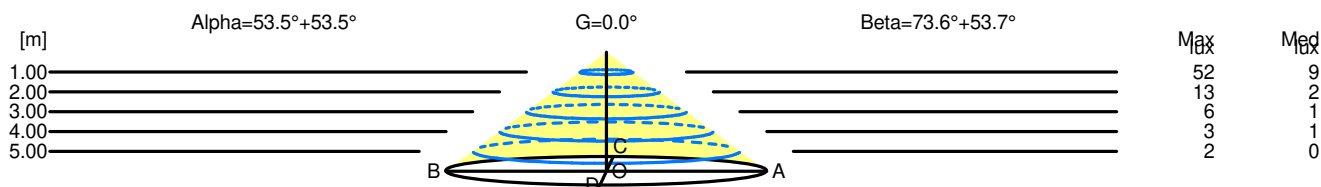
Code FTS2400063  
Name AOL SYSTEM C MODULO T 3000K HE

Luminaire Flux	211 lm	Luminaire Power	2.5 W	Efficacy	84.400 lm/W	Efficiency	100.00%
Source Flux	211 lm	Maximum value	254.67 cd/klm	Position	C=90.00 G=18.00	CG	Sym. on planes 270-90
Rectangular Luminaire		Length	68 mm	Width	87 mm	Height	50 mm
Rectangular Luminous Area		Length	68 mm	Width	87 mm	Height	50 mm
Horizontal Luminous Area		0.005916 m2		Emitting area on Plane 180°		0.003400 m2	
Emitting area on Plane 0°		0.003400 m2		Emitting area on Plane 270°		0.004350 m2	
Emitting area on Plane 90°		0.004350 m2		Glare area at 76°		0.004730 m2	
Coordinate system		CG Roads		Symmetry Type		Sym. on planes 270-90	
Date		26-03-2024		Maximum Gamma Angle		180	
Measurement Distance		0.00		Measurement Flux		211 lm	
LED Flux=296lm LED Power=2.5W Eff=71% EfcLed=118lm/W EfcLum=84lm/W CCT=3000K Ra=90 R9=50 SDCM=3 L70(10k)=60000h							
C.I.E.	42 70 89 81 100			D DIN 5040	B31		

Width at 50.00 % of Max Intensity

H[m]	1.00	2.00	3.00	4.00	5.00	H[m]	1.00	2.00	3.00	4.00	5.00
OA	1.35	2.70	4.05	5.40	6.75	OC	3.40	6.81	10.21	13.62	17.02
OB	1.35	2.70	4.05	5.40	6.75	OD	1.36	2.72	4.08	5.44	6.80

	Luminous Intensities [ cd/klm]									
	0	5	15	25	35	45	55	65	75	85
OA	51.87	51.69	49.52	45.16	39.24	32.16	24.86	17.79	11.42	6.39
OB	51.87	51.69	49.52	45.16	39.24	32.16	24.86	17.79	11.42	6.39
OC	51.87	52.41	53.49	52.41	49.07	44.41	37.90	30.52	25.24	20.15
OD	51.87	51.45	49.18	44.74	38.83	31.84	25.11	19.26	14.49	10.52



H[m]	D[m]	Max lux	Med lux	Alpha=53.5°+53.5°	G=0.0
1.00	2.70	52	9		
2.00	5.40	13	2		
3.00	8.10	6	1		
4.00	10.80	3	1		
5.00	13.50	2	0		

H[m]	D[m]	Max lux	Med lux	Beta=53.7°+73.6°	G=0.0
1.00	4.77	52	9		
2.00	9.53	13	2		
3.00	14.30	6	1		
4.00	19.06	3	1		
5.00	23.83	2	0		