

## Luminaire

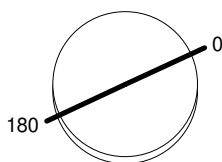
Code BQ60204  
Name VECTOR 30 WALL SWITCH 930 FL BLK

## Measurement

Code FTS2300010  
Name VECTOR 30 WALL SWITCH 930 FL BLK

Luminaire Flux	258 lm	Luminaire Power	5.5 W	Efficacy	46.944 lm/W	Efficiency	100.00%
Source Flux	258 lm	Maximum value	8027.17 cd/klm	Position	C=0.00 G=0.00	CG	Rotosymmetrical
Round Luminaire		Diam.	30 mm	Height	76 mm		
Round Luminous Area		Diam.	20 mm	Height	0 mm		
Horizontal Luminous Area		0.000314 m2		Emitting area on Plane 180°		0.000000 m2	
Emitting area on Plane 0°		0.000000 m2		Emitting area on Plane 270°		0.000000 m2	
Emitting area on Plane 90°		0.000000 m2		Glare area at 76°		0.000076 m2	
Coordinate system		CG		Symmetry Type		Rotosymmetrical	
Date		08-11-2022		Maximum Gamma Angle		180	
Measurement Distance		0.00		Measurement Flux		258 lm	
LED Flux=389lm LED Power=3.9W Eff=66% EfcLed=99lm/W EfcLum=47lm/W CCT=3000K Ra=90 R9=50 SDCM=3 L70(6K)=36000h							
C.I.E.	98	100	100	100	100	D DIN 5040	A60
F UTE	--					B NBN	BZ 1

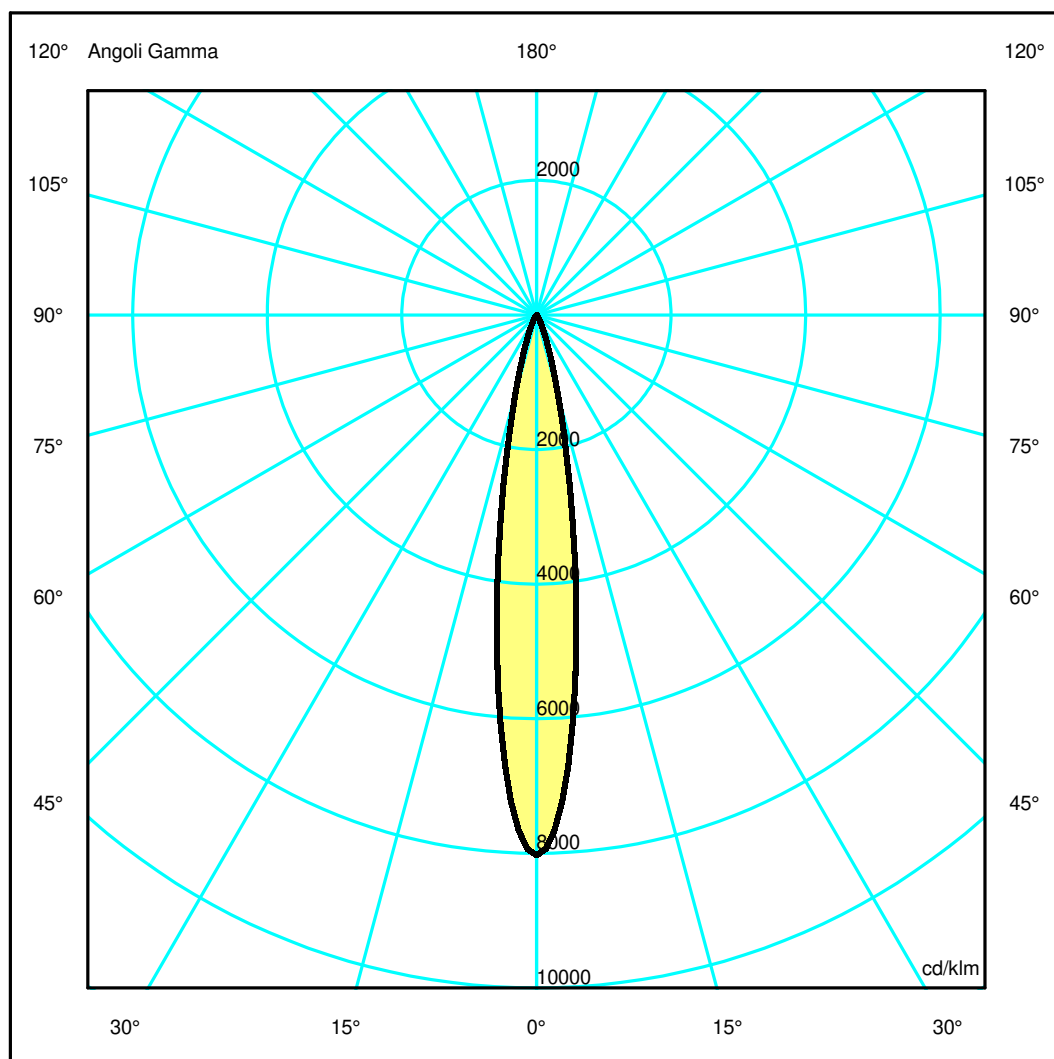
Diam=30mm



Semipiani C

180.0 ——— 0.0

ULOR 0.00 %  
DLOR100.00 %  
RN 0.00 %



## Luminaire

Code BQ60204  
Name VECTOR 30 WALL SWITCH 930 FL BLK

## Measurem.

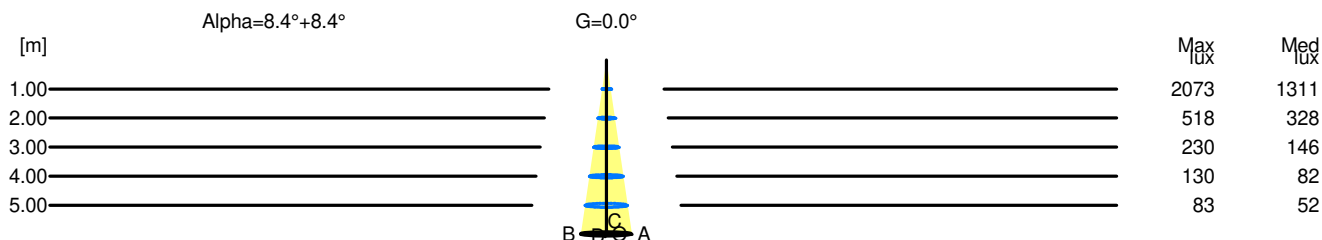
Code FTS2300010  
Name VECTOR 30 WALL SWITCH 930 FL BLK

Luminaire Flux	258 lm	Luminaire Power	5.5 W	Efficacy	46.944 lm/W	Efficiency	100.00%
Source Flux	258 lm	Maximum value	8027.17 cd/klm	Position	C=0.00 G=0.00	CG	Rotosymmetrical
Round Luminaire		Diam.	30 mm	Height	76 mm		
Round Luminous Area		Diam.	20 mm	Height	0 mm		
Horizontal Luminous Area		0.000314 m2		Emitting area on Plane 180°		0.000000 m2	
Emitting area on Plane 0°		0.000000 m2		Emitting area on Plane 270°		0.000000 m2	
Emitting area on Plane 90°		0.000000 m2		Glare area at 76°		0.000076 m2	
Coordinate system		CG		Symmetry Type		Rotosymmetrical	
Date		08-11-2022		Maximum Gamma Angle		180	
Measurement Distance		0.00		Measurement Flux		258 lm	
LED Flux=389lm LED Power=3.9W Eff=66% EfcLed=99lm/W EfcLum=47lm/W CCT=3000K Ra=90 R9=50 SDCM=3 L70(6K)=36000h							
C.I.E.	98	100	100	100	100	D DIN 5040	A60
F UTE	--					B NBN	BZ 1

Width at 50.00 % of Max Intensity

H[m]	1.00	2.00	3.00	4.00	5.00	H[m]	1.00	2.00	3.00	4.00	5.00
OA	0.15	0.29	0.44	0.59	0.73	OC	0.15	0.29	0.44	0.59	0.73
OB	0.15	0.29	0.44	0.59	0.73	OD	0.15	0.29	0.44	0.59	0.73

	Luminous Intensities [ cd/klm]									
	0	5	15	25	35	45	55	65	75	85
OA	2072.53	1582.99	317.87	53.30	12.66	4.01	1.01	0.32	0.16	0.14
OB	2072.53	1582.99	317.87	53.30	12.66	4.01	1.01	0.32	0.16	0.14
OC	2072.53	1582.99	317.87	53.30	12.66	4.01	1.01	0.32	0.16	0.14
OD	2072.53	1582.99	317.87	53.30	12.66	4.01	1.01	0.32	0.16	0.14



H[m]	D[m]	Max lux	Med lux	Alpha=8.4°+8.4°	G=0.0
1.00	0.29	2073	1311		
2.00	0.59	518	328		
3.00	0.88	230	146		
4.00	1.17	130	82		
5.00	1.47	83	52		