

## Luminaire

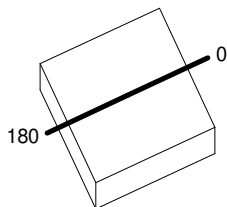
Code KZ53104  
Name kata metron pst spt 2x40 Dali 940 FL nro

## Measurem.

Code FTS2400455  
Name kata metron pst spt 2x40 Dali 940 FL nro

Luminaire Flux	641 lm	Luminaire Power	9.5 W	Efficacy	67.474 lm/W	Efficiency	100.00%
Source Flux	641 lm	Maximum value	5684.10 cd/klm	Position	C=0.00 G=0.00	CG Rotosymmetrical	
Rectangular Luminaire Round Luminous Area		Length Diam.	40 mm 33 mm	Width Height	40 mm 0 mm	Height	103 mm
Horizontal Luminous Area		0.000855 m2		Emitting area on Plane 180°		0.000000 m2	
Emitting area on Plane 0°		0.000000 m2		Emitting area on Plane 270°		0.000000 m2	
Emitting area on Plane 90°		0.000000 m2		Glare area at 76°		0.000207 m2	
Coordinate system		CG		Symmetry Type		Rotosymmetrical	
Date		21-06-2024		Maximum Gamma Angle		180	
Measurement Distance		0.00		Measurement Flux		641 lm	
LED Flux=929lm LED Power=8W Eff=69% EfcLed=118lm/W EfcLum=67lm/W CCT=4000K Ra=90 R9=50 SDCM=2 L70(9k)=50000h							
C.I.E.	99 100 100 100 100			D DIN 5040	A60		
F UTE	--			B NBN	BZ 1		

40mm x 40mm



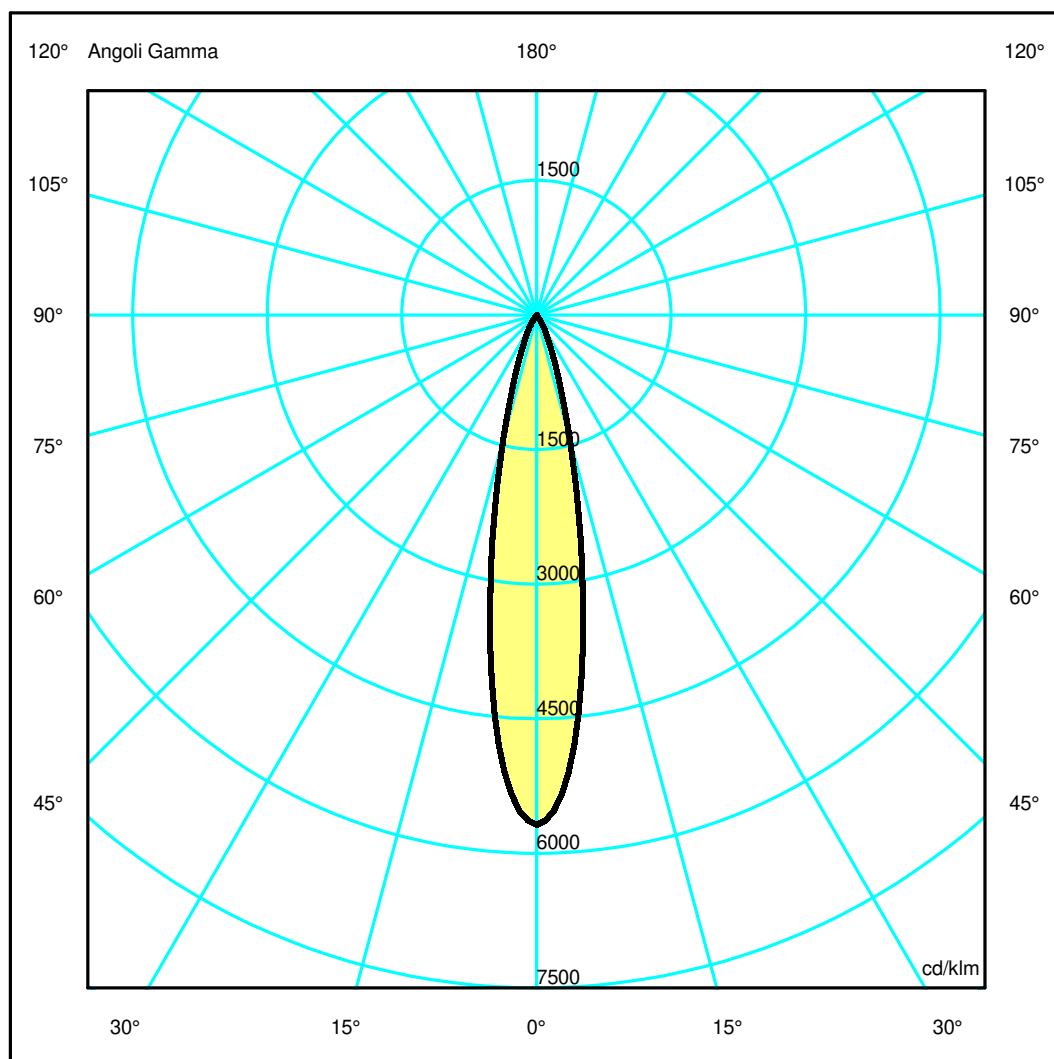
Semipiani C

180.0 ——— 0.0

ULOR 0.00 %

DLOR100.00 %

RN 0.00 %



## Luminaire

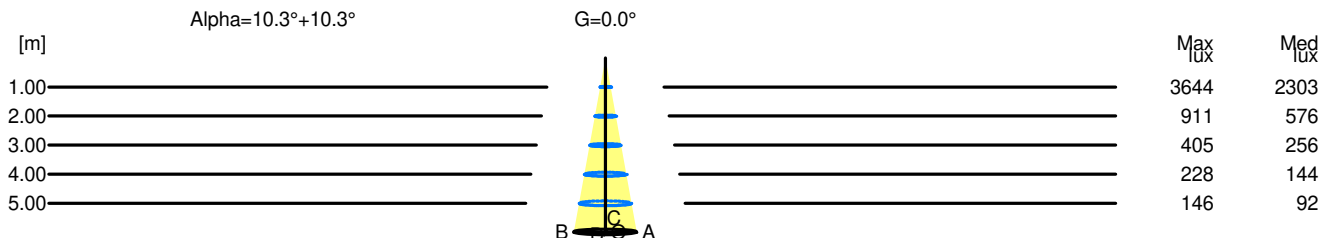
Code KZ53104  
Name kata metron pst spt 2x40 Dali 940 FL nro  
**Measurem.**  
Code FTS2400455  
Name kata metron pst spt 2x40 Dali 940 FL nro

Luminaire Flux	641 lm	Luminaire Power	9.5 W	Efficacy	67.474 lm/W	Efficiency	100.00%
Source Flux	641 lm	Maximum value	5684.10 cd/klm	Position	C=0.00 G=0.00	CG Rotosymmetrical	
Rectangular Luminaire Round Luminous Area		Length Diam.	40 mm 33 mm	Width Height	40 mm 0 mm	Height	103 mm
Horizontal Luminous Area		0.000855 m2		Emitting area on Plane 180°		0.000000 m2	
Emitting area on Plane 0°		0.000000 m2		Emitting area on Plane 270°		0.000000 m2	
Emitting area on Plane 90°		0.000000 m2		Glare area at 76°		0.000207 m2	
Coordinate system		CG		Symmetry Type		Rotosymmetrical	
Date		21-06-2024		Maximum Gamma Angle		180	
Measurement Distance		0.00		Measurement Flux		641 lm	
LED Flux=929lm LED Power=8W Eff=69% EfcLed=118lm/W EfcLum=67lm/W CCT=4000K Ra=90 R9=50 SDCM=2 L70(9k)=50000h							
C.I.E. F UTE	99 100 100 100 100 --			D DIN 5040 B NBN	A60 BZ 1		

Width at 50.00 % of Max Intensity

H[m]	1.00	2.00	3.00	4.00	5.00	H[m]	1.00	2.00	3.00	4.00	5.00
OA	0.18	0.36	0.54	0.72	0.91	OC	0.18	0.36	0.54	0.72	0.91
OB	0.18	0.36	0.54	0.72	0.91	OD	0.18	0.36	0.54	0.72	0.91

	Luminous Intensities [ cd/klm]									
	0	5	15	25	35	45	55	65	75	85
OA	3643.51	3085.08	915.69	199.82	27.45	4.89	1.98	0.57	0.00	0.00
OB	3643.51	3085.08	915.69	199.82	27.45	4.89	1.98	0.57	0.00	0.00
OC	3643.51	3085.08	915.69	199.82	27.45	4.89	1.98	0.57	0.00	0.00
OD	3643.51	3085.08	915.69	199.82	27.45	4.89	1.98	0.57	0.00	0.00



H[m]	D[m]	Max lux	Med lux	Alpha=10.3°+10.3°	G=0.0
1.00	0.36	3644	2303		
2.00	0.72	911	576		
3.00	1.09	405	256		
4.00	1.45	228	144		
5.00	1.81	146	92		