

Luminaire

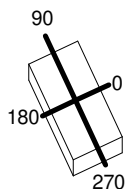
Code 0030020A
Name SINTESI T BIANCO

Measurement

Code FTS2500146-A
Name SINTESI T BIANCO

Luminaire Flux	887 lm	Luminaire Power	11.0 W	Efficacy	80.633 lm/W	Efficiency	58.31%
Source Flux	1521 lm	Maximum value	223.38 cd/klm	Position	C=235.00 G=6.00	CG	Asymmetrical
Rectangular Luminaire		Length	205 mm	Width	105 mm	Height	75 mm
Rectangular Luminous Area		Length	75 mm	Width	60 mm	Height	5 mm
Horizontal Luminous Area		0.004500 m2		Emitting area on Plane 180°		0.000375 m2	
Emitting area on Plane 0°		0.000375 m2		Emitting area on Plane 270°		0.000300 m2	
Emitting area on Plane 90°		0.000300 m2		Glare area at 76°		0.001453 m2	
Coordinate system		CG		Symmetry Type		Asymmetrical	
Date		14-10-2025		Maximum Gamma Angle		180	
Measurement Distance		0.00		Measurement Flux		1521 lm	
Lamping=LED 1x11W (E27 - 230V) CCT=2700K CRI=80							
C.I.E.	50 85 98 92 58			D DIN 5040		A31	
F UTE	0.54 D + 0.04 T			B NBN		BZ 4	

205mm x 105mm



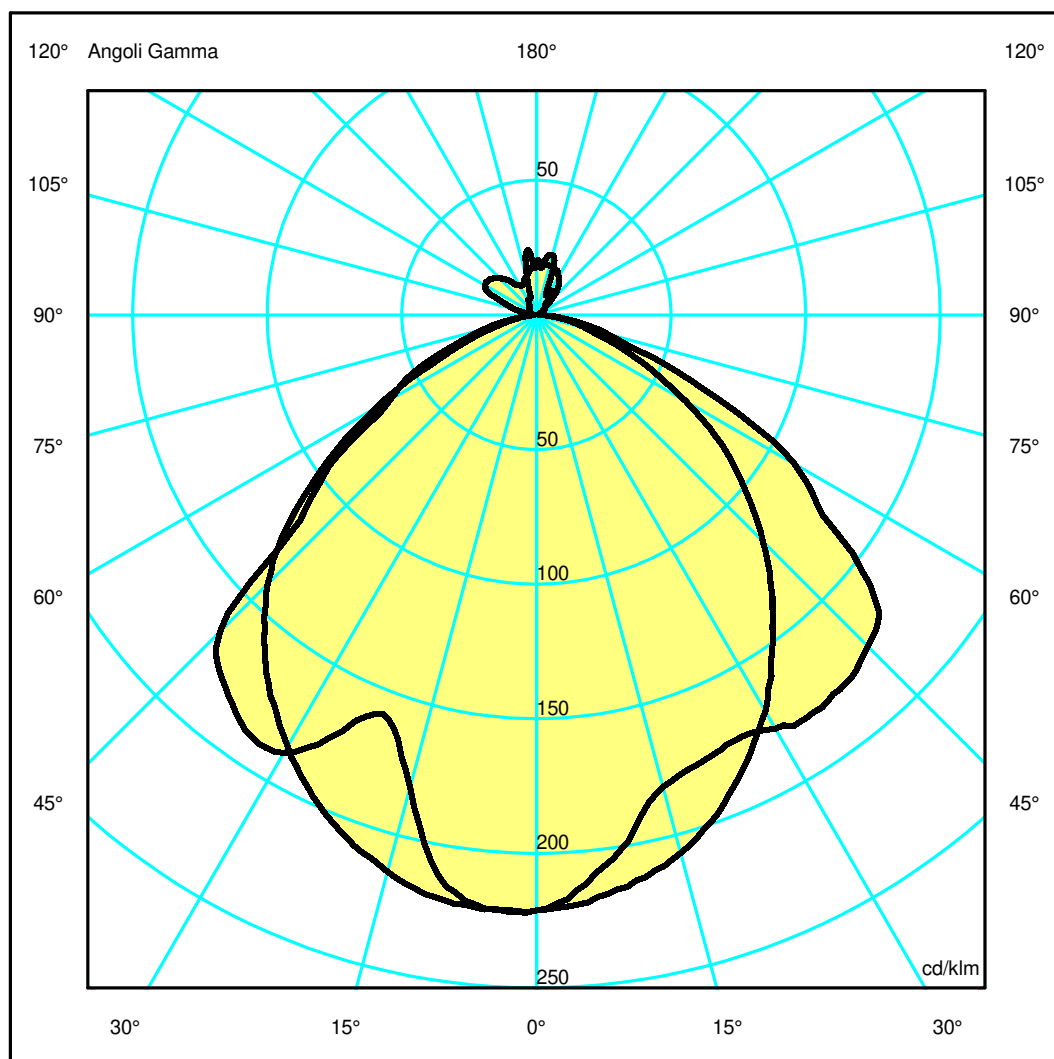
Semipiani C

180.0 — 0.0
270.0 — 90.0

ULOR 4.45 %

DLOR 53.86 %

RN 7.63 %



Luminaire

Code 0030020A
Name SINTESI T BIANCO

Measurem.

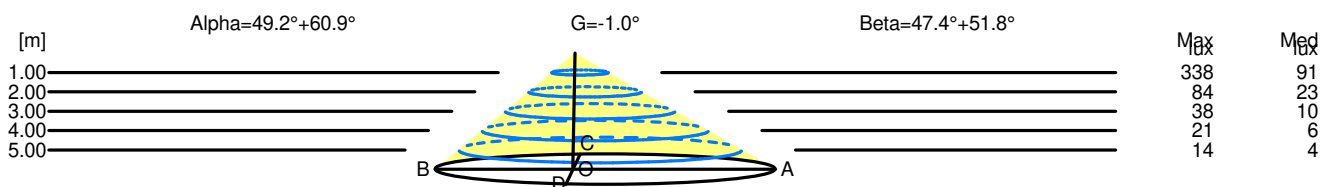
Code FTS2500146-A
Name SINTESI T BIANCO

Luminaire Flux	887 lm	Luminaire Power	11.0 W	Efficacy	80.633 lm/W	Efficiency	58.31%
Source Flux	1521 lm	Maximum value	223.38 cd/klm	Position	C=235.00 G=6.00	CG	Asymmetrical
Rectangular Luminaire		Length	205 mm	Width	105 mm	Height	75 mm
Rectangular Luminous Area		Length	75 mm	Width	60 mm	Height	5 mm
Horizontal Luminous Area		0.004500 m2		Emitting area on Plane 180°		0.000375 m2	
Emitting area on Plane 0°		0.000375 m2		Emitting area on Plane 270°		0.000300 m2	
Emitting area on Plane 90°		0.000300 m2		Glare area at 76°		0.001453 m2	
Coordinate system		CG		Symmetry Type		Asymmetrical	
Date		14-10-2025		Maximum Gamma Angle		180	
Measurement Distance		0.00		Measurement Flux		1521 lm	
Lamping=LED 1x11W (E27 - 230V) CCT=2700K CRI=80							
C.I.E.	50 85 98 92 58			D DIN 5040	A31		
F UTE	0.54 D + 0.04 T			B NBN	BZ 4		

Width at 50.00 % of Max Intensity

H[m]	1.00	2.00	3.00	4.00	5.00	H[m]	1.00	2.00	3.00	4.00	5.00
OA	1.74	3.49	5.23	6.97	8.72	OC	1.09	2.18	3.27	4.35	5.44
OB	1.18	2.37	3.55	4.74	5.92	OD	1.27	2.54	3.81	5.08	6.35

	Luminous Intensities [cd/klm]									
	0	5	15	25	35	45	55	65	75	85
OA	336.43	322.56	275.77	265.10	273.65	264.77	197.57	115.79	41.40	11.04
OB	336.43	336.64	276.38	259.36	286.69	253.08	135.83	76.90	31.14	5.07
OC	336.43	333.12	314.73	279.65	231.84	180.77	128.11	69.98	28.97	8.13
OD	336.43	337.13	325.65	299.74	262.47	214.92	144.44	64.87	21.31	4.70



H[m]	D[m]	Max lux	Med lux	Alpha=49.2°+60.9°	G=-1.0	
1.00	2.93	338	91			
2.00	5.86	84	23			
3.00	8.78	38	10			
4.00	11.71	21	6			
5.00	14.64	14	4			

H[m]	D[m]	Max lux	Med lux	Beta=51.8°+47.4°	G=0.0	
1.00	2.36	338	91			
2.00	4.72	84	23			
3.00	7.08	38	10			
4.00	9.44	21	6			
5.00	11.80	14	4			