

## Luminaire

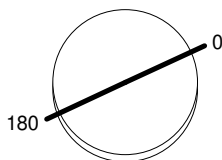
Code AX12503  
Name HELGOLAND 120 ADJ 4000K FL COP

## Measurem.

Code FTS2400503  
Name HELGOLAND 120 ADJ 4000K FL COP

Luminaire Flux	1080 lm	Luminaire Power	8.5 W	Efficacy	127.059 lm/W	Efficiency	100.00%
Source Flux	1080 lm	Maximum value	3443.59 cd/klm	Position	C=0.00 G=0.00	CG	Rotosymmetrical
Round Luminaire		Diam.	120 mm	Height	12 mm		
Round Luminous Area		Diam.	89 mm	Height	0 mm		
Horizontal Luminous Area		0.006221 m2		Emitting area on Plane 180°		0.000000 m2	
Emitting area on Plane 0°		0.000000 m2		Emitting area on Plane 270°		0.000000 m2	
Emitting area on Plane 90°		0.000000 m2		Glare area at 76°		0.001505 m2	
Coordinate system		CG		Symmetry Type		Rotosymmetrical	
Date		03-12-2024		Maximum Gamma Angle		180	
Measurement Distance		0.00		Measurement Flux		1080 lm	
LED Flux=1546lm LED Power=8.5W Eff=70% EfcLed=182lm/W EfcLum=127lm/W CCT=4000K Ra=90 R9=50 SDCM=3 L70(17k)=102000h							
C.I.E.	96 99 100 100 100			D DIN 5040		A60	
F UTE	1.00 A			B NBN		BZ 1	

Diam=120mm



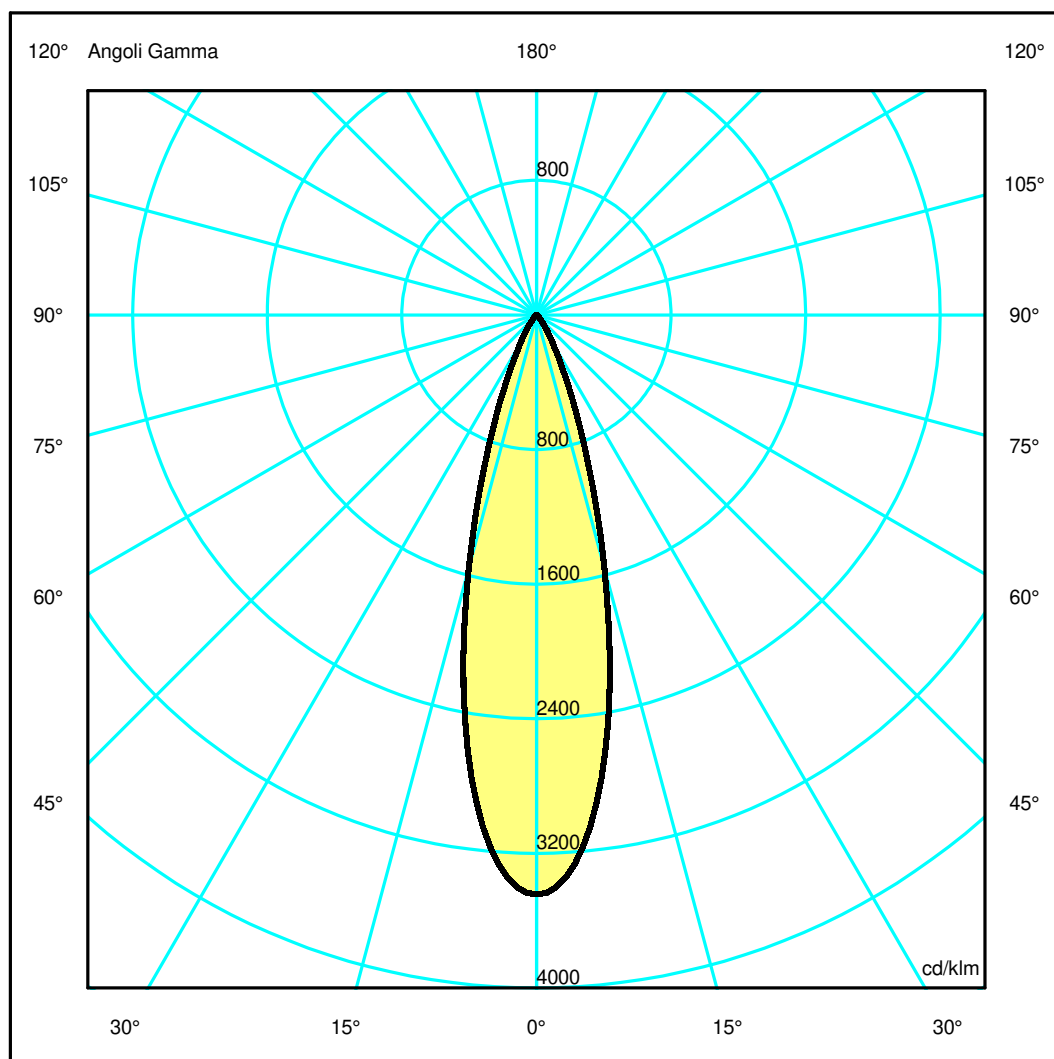
Semipiani C

180.0 ——— 0.0

ULOR 0.00 %

DLOR100.00 %

RN 0.00 %



## Luminaire

Code AX12503  
Name HELGOLAND 120 ADJ 4000K FL COP

## Measurem.

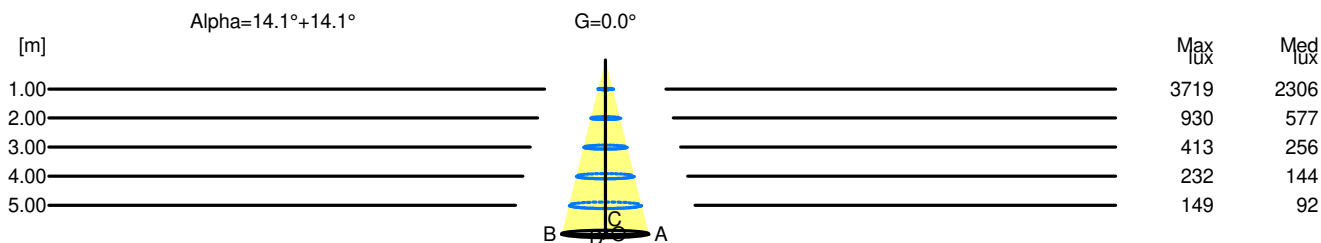
Code FTS2400503  
Name HELGOLAND 120 ADJ 4000K FL COP

Luminaire Flux	1080 lm	Luminaire Power	8.5 W	Efficacy	127.059 lm/W	Efficiency	100.00%
Source Flux	1080 lm	Maximum value	3443.59 cd/klm	Position	C=0.00 G=0.00	CG	Rotosymmetrical
Round Luminaire		Diam.	120 mm	Height	12 mm		
Round Luminous Area		Diam.	89 mm	Height	0 mm		
Horizontal Luminous Area		0.006221 m2		Emitting area on Plane 180°		0.000000 m2	
Emitting area on Plane 0°		0.000000 m2		Emitting area on Plane 270°		0.000000 m2	
Emitting area on Plane 90°		0.000000 m2		Glare area at 76°		0.001505 m2	
Coordinate system		CG		Symmetry Type		Rotosymmetrical	
Date		03-12-2024		Maximum Gamma Angle		180	
Measurement Distance		0.00		Measurement Flux		1080 lm	
LED Flux=1546lm LED Power=8.5W Eff=70% EfcLed=182lm/W EfcLum=127lm/W CCT=4000K Ra=90 R9=50 SDCM=3 L70(17k)=102000h							
C.I.E.	96 99 100 100 100			D DIN 5040	A60		
F UTE	1.00 A			B NBN	BZ 1		

Width at 50.00 % of Max Intensity

H[m]	1.00	2.00	3.00	4.00	5.00	H[m]	1.00	2.00	3.00	4.00	5.00
OA	0.25	0.50	0.75	1.00	1.25	OC	0.25	0.50	0.75	1.00	1.25
OB	0.25	0.50	0.75	1.00	1.25	OD	0.25	0.50	0.75	1.00	1.25

	Luminous Intensities [ cd/klm]									
	0	5	15	25	35	45	55	65	75	85
OA	3719.07	3426.04	1682.26	438.39	96.84	26.50	13.19	6.98	2.32	0.36
OB	3719.07	3426.04	1682.26	438.39	96.84	26.50	13.19	6.98	2.32	0.36
OC	3719.07	3426.04	1682.26	438.39	96.84	26.50	13.19	6.98	2.32	0.36
OD	3719.07	3426.04	1682.26	438.39	96.84	26.50	13.19	6.98	2.32	0.36



H[m]	D[m]	Max lux	Med lux	Alpha=14.1°+14.1°	G=0.0
1.00	0.50	3719	2306		
2.00	1.00	930	577		
3.00	1.50	413	256		
4.00	2.00	232	144		
5.00	2.51	149	92		