

## Luminaire

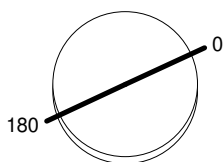
Code AX92104  
Name HELGOLAND 90 FIX IP44 3000K WF NRO

## Measurement

Code FTS2600053.  
Name HELGOLAND 90 FIX IP44 3000K WF NRO

Luminaire Flux	848 lm	Luminaire Power	6.0 W	Efficacy	141.333 lm/W	Efficiency	100.00%
Source Flux	848 lm	Maximum value	2351.60 cd/klm	Position	C=0.00 G=0.00	CG	Rotosymmetrical
Round Luminaire		Diam.	90 mm	Height	12 mm		
Round Luminous Area		Diam.	64 mm	Height	0 mm		
Horizontal Luminous Area		0.003217 m2		Emitting area on Plane 180°		0.000000 m2	
Emitting area on Plane 0°		0.000000 m2		Emitting area on Plane 270°		0.000000 m2	
Emitting area on Plane 90°		0.000000 m2		Glare area at 76°		0.000778 m2	
Coordinate system		CG		Symmetry Type		Rotosymmetrical	
Date		03-12-2024		Maximum Gamma Angle		180	
Measurement Distance		0.00		Measurement Flux		848 lm	
LED Flux=1081lm LED Power=6W Eff=78% EfcLed=180lm/W EfcLum=141lm/W CCT=3000K Ra=90 R9=50 SDCM=3 L70(17k)=102000h							
C.I.E.	99	100	100	100	100	D DIN 5040	A60
F UTE	--					B NBN	BZ 1

Diam=90mm



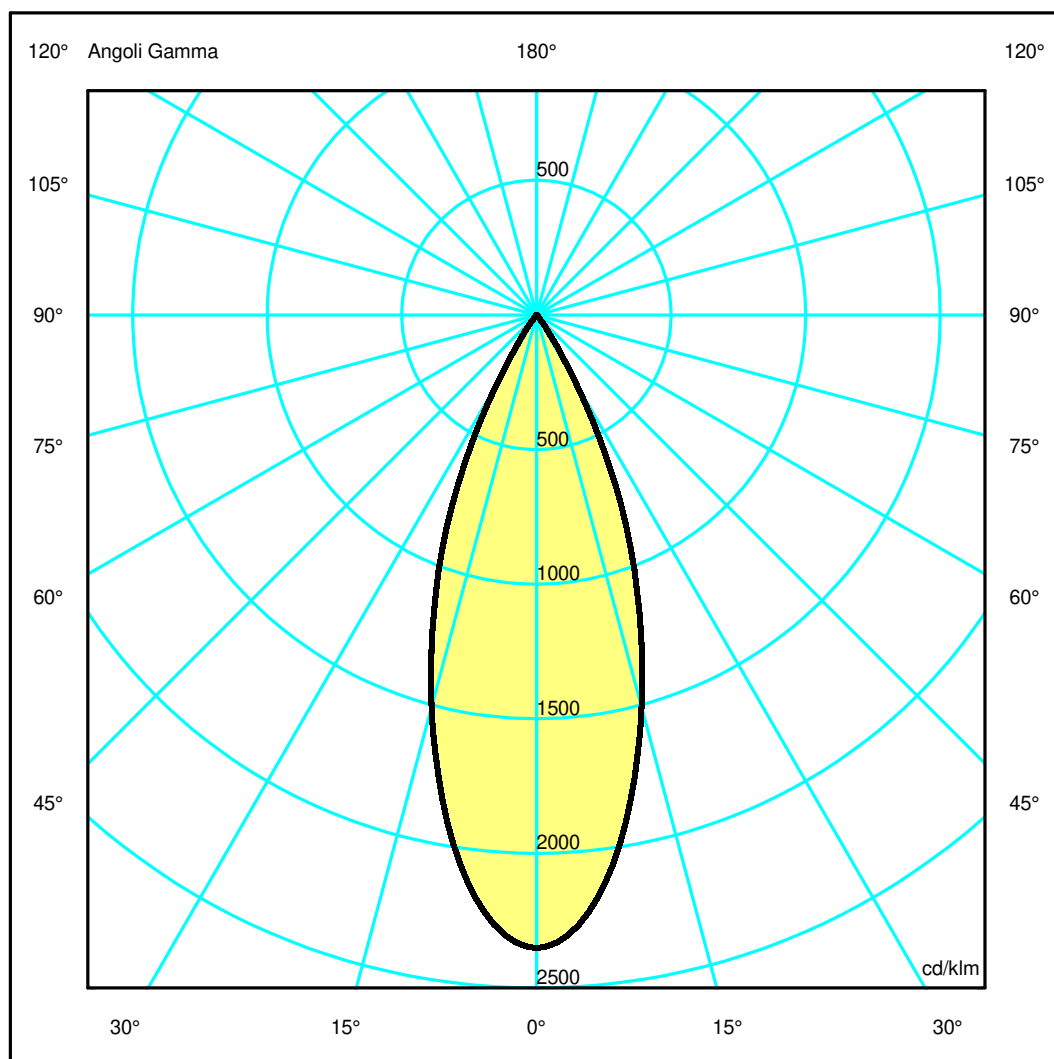
Semipiani C

180.0 ——— 0.0

ULOR 0.00 %

DLOR100.00 %

RN 0.00 %



## Luminaire

Code AX92104  
Name HELGOLAND 90 FIX IP44 3000K WF NRO

## Measurem.

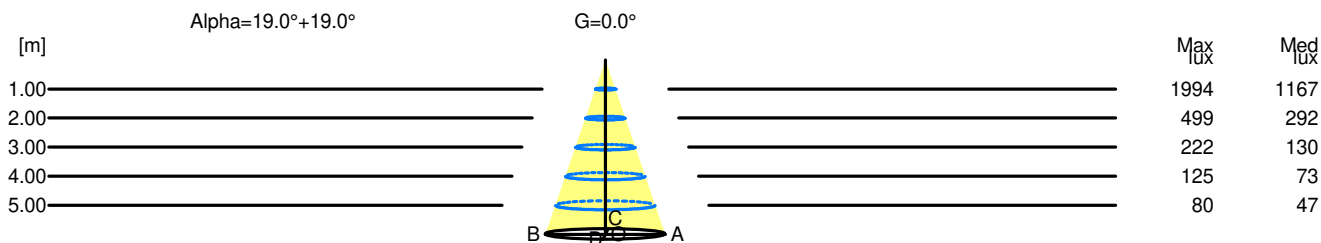
Code FTS2600053.  
Name HELGOLAND 90 FIX IP44 3000K WF NRO

Luminaire Flux	848 lm	Luminaire Power	6.0 W	Efficacy	141.333 lm/W	Efficiency	100.00%
Source Flux	848 lm	Maximum value	2351.60 cd/klm	Position	C=0.00 G=0.00	CG	Rotosymmetrical
Round Luminaire		Diam.	90 mm	Height	12 mm		
Round Luminous Area		Diam.	64 mm	Height	0 mm		
Horizontal Luminous Area		0.003217 m2		Emitting area on Plane 180°		0.000000 m2	
Emitting area on Plane 0°		0.000000 m2		Emitting area on Plane 270°		0.000000 m2	
Emitting area on Plane 90°		0.000000 m2		Glare area at 76°		0.000778 m2	
Coordinate system		CG		Symmetry Type		Rotosymmetrical	
Date		03-12-2024		Maximum Gamma Angle		180	
Measurement Distance		0.00		Measurement Flux		848 lm	
LED Flux=1081lm LED Power=6W Eff=78% EfcLed=180lm/W EfcLum=141lm/W CCT=3000K Ra=90 R9=50 SDCM=3 L70(17k)=102000h							
C.I.E.	99	100	100	100	100	D DIN 5040	A60
F UTE	--					B NBN	BZ 1

Width at 50.00 % of Max Intensity

H[m]	1.00	2.00	3.00	4.00	5.00	H[m]	1.00	2.00	3.00	4.00	5.00
OA	0.34	0.69	1.03	1.38	1.72	OC	0.34	0.69	1.03	1.38	1.72
OB	0.34	0.69	1.03	1.38	1.72	OD	0.34	0.69	1.03	1.38	1.72

	Luminous Intensities [ cd/klm]									
	0	5	15	25	35	45	55	65	75	85
OA	1994.16	1887.98	1277.36	583.44	66.63	7.06	3.45	1.82	0.71	0.23
OB	1994.16	1887.98	1277.36	583.44	66.63	7.06	3.45	1.82	0.71	0.23
OC	1994.16	1887.98	1277.36	583.44	66.63	7.06	3.45	1.82	0.71	0.23
OD	1994.16	1887.98	1277.36	583.44	66.63	7.06	3.45	1.82	0.71	0.23



H[m]	D[m]	Max lux	Med lux	Alpha=19.0°+19.0°	G=0.0
1.00	0.69	1994	1167		
2.00	1.38	499	292		
3.00	2.06	222	130		
4.00	2.75	125	73		
5.00	3.44	80	47		