

Luminaire

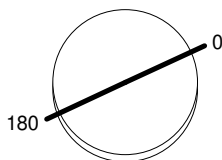
Code AX94704
Name HELGOLAND 120 FIX IP44 4000K XF NRO

Measurement

Code FTS2600063
Name HELGOLAND 120 FIX IP44 4000K XF NRO

Luminaire Flux	1180 lm	Luminaire Power	8.5 W	Efficacy	138.824 lm/W	Efficiency	100.00%
Source Flux	1180 lm	Maximum value	1232.92 cd/klm	Position	C=0.00 G=0.00	CG	Rotosymmetrical
Round Luminaire		Diam.	120 mm	Height	12 mm		
Round Luminous Area		Diam.	89 mm	Height	0 mm		
Horizontal Luminous Area		0.006221 m2		Emitting area on Plane 180°		0.000000 m2	
Emitting area on Plane 0°		0.000000 m2		Emitting area on Plane 270°		0.000000 m2	
Emitting area on Plane 90°		0.000000 m2		Glare area at 76°		0.001505 m2	
Coordinate system		CG		Symmetry Type		Rotosymmetrical	
Date		03-12-2024		Maximum Gamma Angle		180	
Measurement Distance		0.00		Measurement Flux		1180 lm	
LED Flux=1546lm LED Power=8.5W Eff=76% EfcLed=182lm/W EfcLum=139lm/W CCT=4000K Ra=90 R9=50 SDCM=3 L70(17k)=102000h							
C.I.E.	99	100	100	100	100	D DIN 5040	A60
F UTE	--					B NBN	BZ 1

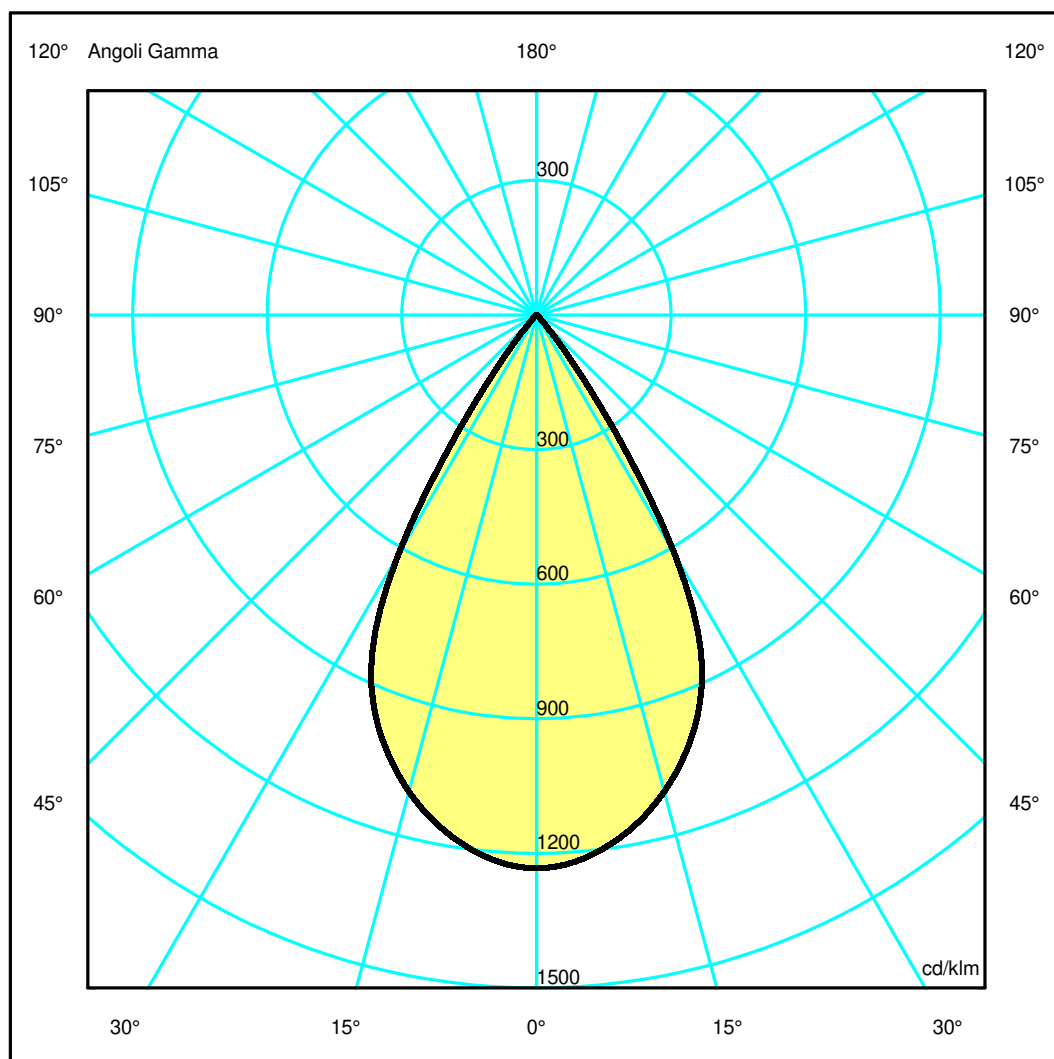
Diam=120mm



Semipiani C

180.0 — 0.0

ULOR 0.00 %
DLOR 100.00 %
RN 0.00 %



Luminaire

Code AX94704
Name HELGOLAND 120 FIX IP44 4000K XF NRO

Measurem.

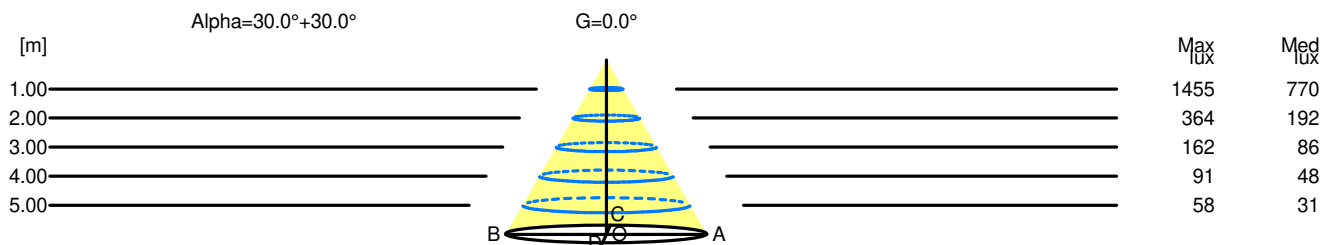
Code FTS2600063
Name HELGOLAND 120 FIX IP44 4000K XF NRO

Luminaire Flux	1180 lm	Luminaire Power	8.5 W	Efficacy	138.824 lm/W	Efficiency	100.00%
Source Flux	1180 lm	Maximum value	1232.92 cd/klm	Position	C=0.00 G=0.00	CG Rotosymmetrical	
Round Luminaire		Diam.	120 mm	Height	12 mm		
Round Luminous Area		Diam.	89 mm	Height	0 mm		
Horizontal Luminous Area		0.006221 m2		Emitting area on Plane 180°		0.000000 m2	
Emitting area on Plane 0°		0.000000 m2		Emitting area on Plane 270°		0.000000 m2	
Emitting area on Plane 90°		0.000000 m2		Glare area at 76°		0.001505 m2	
Coordinate system		CG		Symmetry Type		Rotosymmetrical	
Date		03-12-2024		Maximum Gamma Angle		180	
Measurement Distance		0.00		Measurement Flux		1180 lm	
LED Flux=1546lm LED Power=8.5W Eff=76% EfcLed=182lm/W EfcLum=139lm/W CCT=4000K Ra=90 R9=50 SDCM=3 L70(17k)=102000h							
C.I.E.	99	100	100	100	100	D DIN 5040	A60
F UTE	--					B NBN	BZ 1

Width at 50.00 % of Max Intensity

H[m]	1.00	2.00	3.00	4.00	5.00	H[m]	1.00	2.00	3.00	4.00	5.00
OA	0.58	1.15	1.73	2.31	2.89	OC	0.58	1.15	1.73	2.31	2.89
OB	0.58	1.15	1.73	2.31	2.89	OD	0.58	1.15	1.73	2.31	2.89

	Luminous Intensities [cd/klm]									
	0	5	15	25	35	45	55	65	75	85
OA	1454.85	1433.93	1297.52	1030.11	290.30	15.23	5.46	2.14	0.51	0.33
OB	1454.85	1433.93	1297.52	1030.11	290.30	15.23	5.46	2.14	0.51	0.33
OC	1454.85	1433.93	1297.52	1030.11	290.30	15.23	5.46	2.14	0.51	0.33
OD	1454.85	1433.93	1297.52	1030.11	290.30	15.23	5.46	2.14	0.51	0.33



H[m]	D[m]	Max lux	Med lux	Alpha=30.0°+30.0°	G=0.0
1.00	1.15	1455	770		
2.00	2.31	364	192		
3.00	3.46	162	86		
4.00	4.62	91	48		
5.00	5.77	58	31		