

## Luminaire

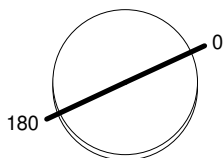
Code AX15201  
Name HELGOLAND 160 FIX 3000K XF BCO

## Measurement

Code FTS2600015.  
Name HELGOLAND 160 FIX 3000K XF BCO

Luminaire Flux	2682 lm	Luminaire Power	17.0 W	Efficacy	157.765 lm/W	Efficiency	100.00%
Source Flux	2682 lm	Maximum value	1138.26 cd/klm	Position	C=0.00 G=0.00	CG	Rotosymmetrical
Round Luminaire		Diam.	160 mm	Height	12 mm		
Round Luminous Area		Diam.	143 mm	Height	0 mm		
Horizontal Luminous Area		0.016061 m2		Emitting area on Plane 180°		0.000000 m2	
Emitting area on Plane 0°		0.000000 m2		Emitting area on Plane 270°		0.000000 m2	
Emitting area on Plane 90°		0.000000 m2		Glare area at 76°		0.003885 m2	
Coordinate system		CG		Symmetry Type		Rotosymmetrical	
Date		03-04-2025		Maximum Gamma Angle		180	
Measurement Distance		0.00		Measurement Flux		2682 lm	
LED Flux=3064lm LED Power=17W Eff=88% EfcLed=180lm/W EfcLum=158lm/W CCT=3000K Ra=90 R9=50 SDCM=3 L70(17k)=102000h							
C.I.E.	91 96 99 100 100			D DIN 5040	A60		
F UTE	1.00 A			B NBN	BZ 1		

Diam=160mm



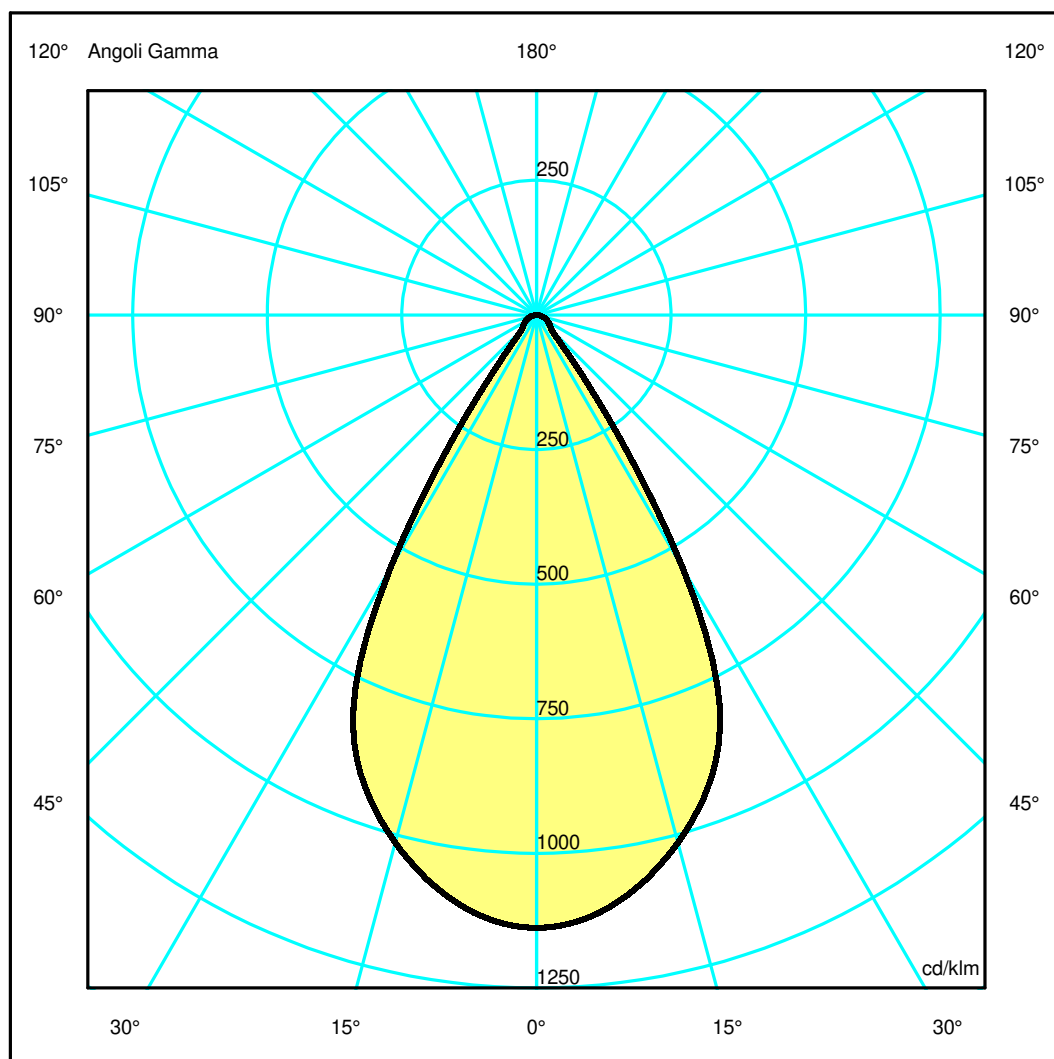
Semipiani C

180.0 ——— 0.0

ULOR 0.00 %

DLOR100.00 %

RN 0.00 %



## Luminaire

Code AX15201  
Name HELGOLAND 160 FIX 3000K XF BCO

## Measur.

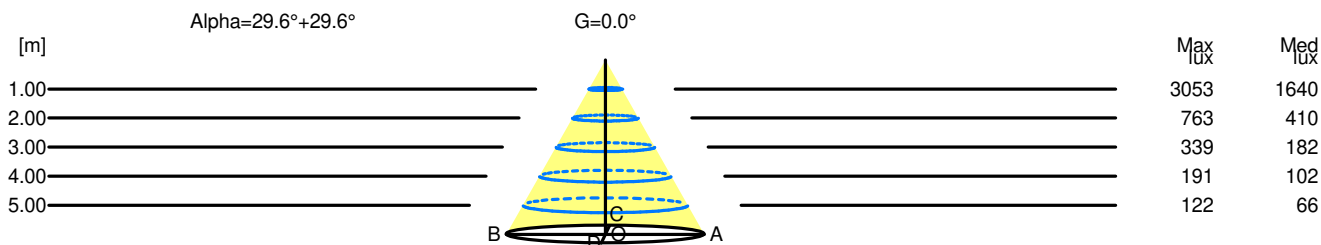
Code FTS2600015.  
Name HELGOLAND 160 FIX 3000K XF BCO

Luminaire Flux	2682 lm	Luminaire Power	17.0 W	Efficacy	157.765 lm/W	Efficiency	100.00%
Source Flux	2682 lm	Maximum value	1138.26 cd/klm	Position	C=0.00 G=0.00	CG Rotosymmetrical	
Round Luminaire		Diam.	160 mm	Height	12 mm		
Round Luminous Area		Diam.	143 mm	Height	0 mm		
Horizontal Luminous Area		0.016061 m2		Emitting area on Plane 180°		0.000000 m2	
Emitting area on Plane 0°		0.000000 m2		Emitting area on Plane 270°		0.000000 m2	
Emitting area on Plane 90°		0.000000 m2		Glare area at 76°		0.003885 m2	
Coordinate system		CG		Symmetry Type		Rotosymmetrical	
Date		03-04-2025		Maximum Gamma Angle		180	
Measurement Distance		0.00		Measurement Flux		2682 lm	
LED Flux=3064lm LED Power=17W Eff=88% EfcLed=180lm/W EfcLum=158lm/W CCT=3000K Ra=90 R9=50 SDCM=3 L70(17k)=102000h							
C.I.E.	91 96 99 100 100			D DIN 5040	A60		
F UTE	1.00 A			B NBN	BZ 1		

Width at 50.00 % of Max Intensity

H[m]	1.00	2.00	3.00	4.00	5.00	H[m]	1.00	2.00	3.00	4.00	5.00
OA	0.57	1.14	1.70	2.27	2.84	OC	0.57	1.14	1.70	2.27	2.84
OB	0.57	1.14	1.70	2.27	2.84	OD	0.57	1.14	1.70	2.27	2.84

	Luminous Intensities [ cd/klm]									
	0	5	15	25	35	45	55	65	75	85
OA	3052.81	3010.52	2721.23	2159.93	611.37	107.63	77.75	55.40	32.88	9.39
OB	3052.81	3010.52	2721.23	2159.93	611.37	107.63	77.75	55.40	32.88	9.39
OC	3052.81	3010.52	2721.23	2159.93	611.37	107.63	77.75	55.40	32.88	9.39
OD	3052.81	3010.52	2721.23	2159.93	611.37	107.63	77.75	55.40	32.88	9.39



H[m]	D[m]	Max lux	Med lux	Alpha=29.6°+29.6°	G=0.0
1.00	1.14	3053	1640		
2.00	2.27	763	410		
3.00	3.41	339	182		
4.00	4.54	191	102		
5.00	5.68	122	66		