

Luminaire

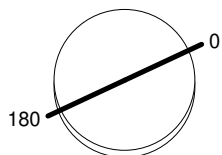
Code M140811
Name Airlite plafone LED 4000K NARROW nero dimmerabile

Measur.

Code FTS1500718
Name Airlite plafone LED 4000K NARROW nero dimmerabile

Luminaire Flux	3483.00 lm	Luminaire Power	35.00 W	Efficacy	99.51 lm/W	Efficiency	100.00%
Lamps Flux	3483.00 lm	Maximum value	6505.67 cd/klm	Position	C=0.00 G=0.00	CG	Rotosymmetrical
Round Luminaire Round Luminous Area		Diam. Diam.	140 mm 110 mm	Height Height	240 mm 0 mm		
Horizontal Luminous Area		0.009503 m2		Emitting area on Plane 180°		0.000000 m2	
Emitting area on Plane 0°		0.000000 m2		Emitting area on Plane 270°		0.000000 m2	
Emitting area on Plane 90°		0.000000 m2		Glare area at 76°		0.002299 m2	
Coordinate system		CG		Symmetry Type		Rotosymmetrical	
Date		11-02-2015		Maximum Gamma Angle		90	
Measurement Distance		0.00		Measurement Flux		3483.00 lm	
LED Flux=4583lm LED Power=30W Eff=76% EfcLed=153lm/W EfcLum=100lm/W CCT=4000K Ra=90 SDCM=1 L70(6K)=50000h							
C.I.E.	85 98 100 100 100			D DIN 5040		A60	
F UTE	1.00 A			B NBN		BZ 1	

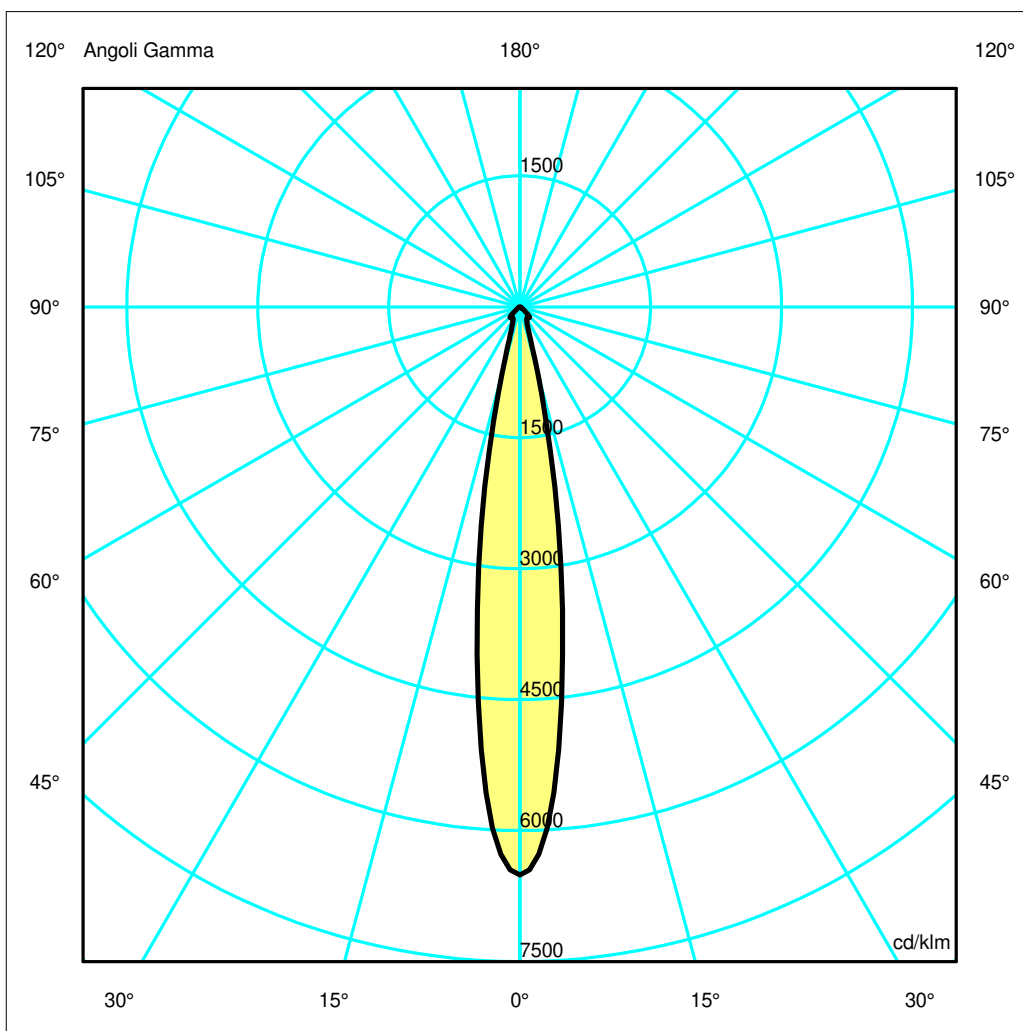
Diam=140mm



Semipiani C

180.0 — 0.0

ULOR 0.00 %
DLOR100.00 %
RN 0.00 %



Luminaire

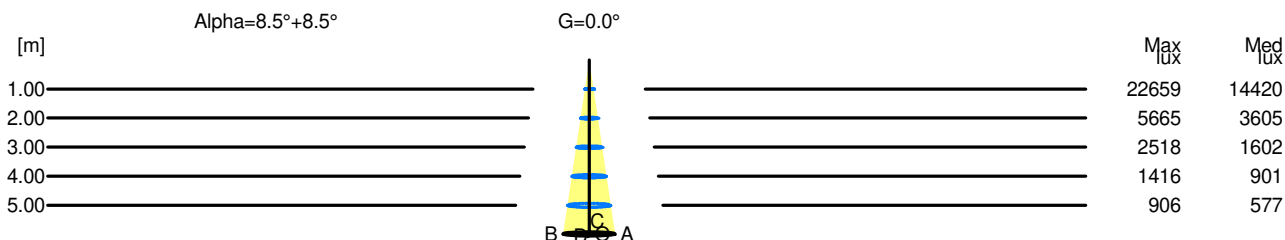
Code M140811
Name Airlite plafone LED 4000K NARROW nero dimmerabile
Measur.
Code FTS1500718
Name Airlite plafone LED 4000K NARROW nero dimmerabile

Luminaire Flux	3483.00 lm	Luminaire Power	35.00 W	Efficacy	99.51 lm/W	Efficiency	100.00%
Lamps Flux	3483.00 lm	Maximum value	6505.67 cd/klm	Position	C=0.00 G=0.00	CG	Rotosymmetrical
Round Luminaire Round Luminous Area		Diam. Diam.	140 mm 110 mm	Height Height	240 mm 0 mm		
Horizontal Luminous Area Emitting area on Plane 0° Emitting area on Plane 90°		0.009503 m2 0.000000 m2 0.000000 m2		Emitting area on Plane 180° Emitting area on Plane 270° Glare area at 76°		0.000000 m2 0.000000 m2 0.002299 m2	
Coordinate system Date Measurement Distance		CG 11-02-2015 0.00		Symmetry Type Maximum Gamma Angle Measurement Flux		Rotosymmetrical 90 3483.00 lm	
LED Flux=4583lm LED Power=30W Eff=76% EfcLed=153lm/W EfcLum=100lm/W CCT=4000K Ra=90 SDCM=1 L70(6K)=50000h							
C.I.E. F UTE	85 98 100 1.00 A	100 100 100		D DIN 5040 B NBN	A60 BZ 1		

Width at 50.00 % of Max Intensity

H[m]	1.00	2.00	3.00	4.00	5.00	H[m]	1.00	2.00	3.00	4.00	5.00
OA	0.15	0.30	0.45	0.60	0.75	OC	0.15	0.30	0.45	0.60	0.75
OB	0.15	0.30	0.45	0.60	0.75	OD	0.15	0.30	0.45	0.60	0.75

	Luminous Intensities [cd/klm]									
	0	5	15	25	35	45	55	65	75	85
OA	22659.24	17727.64	2760.00	661.73	510.42	514.57	118.37	44.73	17.40	5.30
OB	22659.24	17727.64	2760.00	661.73	510.42	514.57	118.37	44.73	17.40	5.30
OC	22659.24	17727.64	2760.00	661.73	510.42	514.57	118.37	44.73	17.40	5.30
OD	22659.24	17727.64	2760.00	661.73	510.42	514.57	118.37	44.73	17.40	5.30



H[m]	D[m]	Max lux	Med lux	Alpha=8.5°+8.5°	G=0.0
1.00	0.30	22659	14420		
2.00	0.60	5665	3605		
3.00	0.90	2518	1602		
4.00	1.20	1416	901		
5.00	1.50	906	577		